

Facility: Animal Resource Center for Infectious Diseases, Immunology Frontier Research Center, Osaka University

HEALTH CERTIFICATE

Date: March 17, 2026

Examination No:26G492

Pathogens	Animals	ICR		ICR		ICR		ICR		ICR		ICR	
		♀	15W	♀	15W	♀	15W	♀	15W	♀	15W	♀	15W
		C3-0-A		C3-0-C		C3-0-E		C3-0-G		C3-1-A		C3-1-C	
Cultivation	<i>Corynebacterium kutscheri</i>	0	1	0	1	0	1	0	1	0	1	0	1
	<i>Mycoplasma pulmonis</i>	0	1	0	1	0	1	0	1	0	1	0	1
	<i>Salmonella</i> spp.	0	1	0	1	0	1	0	1	0	1	0	1
Serology	<i>Clostridium piliforme</i>	0	1	0	1	0	1	0	1	0	1	0	1
	Ectromelia virus	0	1	0	1	0	1	0	1	0	1	0	1
	LCM virus	0	1	0	1	0	1	0	1	0	1	0	1
	Mouse hepatitis virus	0	1	0	1	0	1	0	1	0	1	0	1
	<i>Mycoplasma pulmonis</i>	0	1	0	1	0	1	0	1	0	1	0	1
	Sendai virus	0	1	0	1	0	1	0	1	0	1	0	1
	Ectoparasites	0	1	0	1	0	1	0	1	0	1	0	1
Microscopy	Intestinal protozoa	0	1	0	1	0	1	0	1	0	1	0	1
	Pinworm	0	1	0	1	0	1	0	1	0	1	0	1
	Gross lesion · Others	0	1	0	1	0	1	0	1	0	1	0	1


ICLAS Monitoring Center

Central Institute for Experimental Medicine and Life Science

3-25-12 Tonomachi, Kawasaki-ku, Kawasaki 210-0821, JAPAN

Tel. 81-44-201-8525 Fax. 81-44-201-8526

·Molecule number/Denominator number : Number of positive samples/Number of tested samples

·If tested for *Pasteurella pneumotropica*, this item includes*Rodentibacter heyltii*, *Rodentibacter pneumotropicus*.


Nobuhito Hayashimoto, D.V.M., Ph.D., DJCLAM, MBA

Facility: Animal Resource Center for Infectious Diseases, Immunology Frontier Research Center, Osaka University

HEALTH CERTIFICATE

Date: March 17, 2026

Examination No:26G492

Animals Pathogens		ICR	ICR	ICR	ICR	ICR	ICR	ICR	ICR	ICR	ICR
		♀ 15W C3-2-E	♀ 15W C3-2-G	♀ 15W C3-3-A	♀ 15W C3-3-C	♀ 15W C3-3-E	♀ 15W C3-3-G	♀ 15W C3-4-A	♀ 15W C3-4-C	♀ 15W C3-4-E	♀ 15W C3-4-G
Cultivation	<i>Corynebacterium kutscheri</i>	0 / 1	0 / 1	0 / 1	0 / 1	0 / 1	0 / 1	0 / 1	0 / 1	0 / 1	0 / 1
	<i>Mycoplasma pulmonis</i>	0 / 1	0 / 1	0 / 1	0 / 1	0 / 1	0 / 1	0 / 1	0 / 1	0 / 1	0 / 1
	<i>Salmonella</i> spp.	0 / 1	0 / 1	0 / 1	0 / 1	0 / 1	0 / 1	0 / 1	0 / 1	0 / 1	0 / 1
Serology	<i>Clostridium piliforme</i>	0 / 1	0 / 1	0 / 1	0 / 1	0 / 1	0 / 1	0 / 1	0 / 1	0 / 1	0 / 1
	Ectromelia virus	0 / 1	0 / 1	0 / 1	0 / 1	0 / 1	0 / 1	0 / 1	0 / 1	0 / 1	0 / 1
	LCM virus	0 / 1	0 / 1	0 / 1	0 / 1	0 / 1	0 / 1	0 / 1	0 / 1	0 / 1	0 / 1
	Mouse hepatitis virus	0 / 1	0 / 1	0 / 1	0 / 1	0 / 1	0 / 1	0 / 1	0 / 1	0 / 1	0 / 1
	<i>Mycoplasma pulmonis</i>	0 / 1	0 / 1	0 / 1	0 / 1	0 / 1	0 / 1	0 / 1	0 / 1	0 / 1	0 / 1
	Sendai virus	0 / 1	0 / 1	0 / 1	0 / 1	0 / 1	0 / 1	0 / 1	0 / 1	0 / 1	0 / 1
Microscopy	Ectoparasites	0 / 1	0 / 1	0 / 1	0 / 1	0 / 1	0 / 1	0 / 1	0 / 1	0 / 1	0 / 1
	Intestinal protozoa	0 / 1	0 / 1	0 / 1	0 / 1	0 / 1	0 / 1	0 / 1	0 / 1	0 / 1	0 / 1
	Pinworm	0 / 1	0 / 1	0 / 1	0 / 1	0 / 1	0 / 1	0 / 1	0 / 1	0 / 1	0 / 1
	Gross lesion · Others	0 / 1	0 / 1	0 / 1	0 / 1	0 / 1	0 / 1	0 / 1	0 / 1	0 / 1	0 / 1


ICLAS Monitoring Center

Central Institute for Experimental Medicine and Life Science

3-25-12 Tonomachi, Kawasaki-ku, Kawasaki 210-0821, JAPAN

Tel. 81-44-201-8525 Fax. 81-44-201-8526

· Molecule number/Denominator number : Number of positive samples/Number of tested samples

· If tested for *Pasteurella pneumotropica*, this item includes*Rodentibacter heylii*, *Rodentibacter pneumotropicus*.


Nobuhito Hayashimoto, D.V.M., Ph.D., DJCLAM, MBA

Facility: Animal Resource Center for Infectious Diseases, Immunology Frontier Research Center, Osaka University

HEALTH CERTIFICATE

Date: March 17, 2026

Examination No:26G492

Animals Pathogens		ICR	ICR	ICR	ICR	ICR	ICR	ICR	ICR	ICR	ICR
		♀ 15W C3-5-A	♀ 15W C3-5-C	♀ 15W C3-5-E	♀ 15W C3-5-G	♀ 15W C3-6-A	♀ 15W C3-6-C	♀ 15W C3-6-E	♀ 15W C3-6-G	♀ 15W C3-7-A	♀ 15W C3-7-C
Cultivation	<i>Corynebacterium kutscheri</i>	0 / 1	0 / 1	0 / 1	0 / 1	0 / 1	0 / 1	0 / 1	0 / 1	0 / 1	0 / 1
	<i>Mycoplasma pulmonis</i>	0 / 1	0 / 1	0 / 1	0 / 1	0 / 1	0 / 1	0 / 1	0 / 1	0 / 1	0 / 1
	<i>Salmonella</i> spp.	0 / 1	0 / 1	0 / 1	0 / 1	0 / 1	0 / 1	0 / 1	0 / 1	0 / 1	0 / 1
Serology	<i>Clostridium piliforme</i>	0 / 1	0 / 1	0 / 1	0 / 1	0 / 1	0 / 1	0 / 1	0 / 1	0 / 1	0 / 1
	Ectromelia virus	0 / 1	0 / 1	0 / 1	0 / 1	0 / 1	0 / 1	0 / 1	0 / 1	0 / 1	0 / 1
	LCM virus	0 / 1	0 / 1	0 / 1	0 / 1	0 / 1	0 / 1	0 / 1	0 / 1	0 / 1	0 / 1
	Mouse hepatitis virus	0 / 1	0 / 1	0 / 1	0 / 1	0 / 1	0 / 1	0 / 1	0 / 1	0 / 1	0 / 1
	<i>Mycoplasma pulmonis</i>	0 / 1	0 / 1	0 / 1	0 / 1	0 / 1	0 / 1	0 / 1	0 / 1	0 / 1	0 / 1
	Sendai virus	0 / 1	0 / 1	0 / 1	0 / 1	0 / 1	0 / 1	0 / 1	0 / 1	0 / 1	0 / 1
Microscopy	Ectoparasites	0 / 1	0 / 1	0 / 1	0 / 1	0 / 1	0 / 1	0 / 1	0 / 1	0 / 1	0 / 1
	Intestinal protozoa	0 / 1	0 / 1	0 / 1	0 / 1	0 / 1	0 / 1	0 / 1	0 / 1	0 / 1	0 / 1
	Pinworm	0 / 1	0 / 1	0 / 1	0 / 1	0 / 1	0 / 1	0 / 1	0 / 1	0 / 1	0 / 1
	Gross lesion · Others	0 / 1	0 / 1	0 / 1	0 / 1	0 / 1	0 / 1	0 / 1	0 / 1	0 / 1	0 / 1


ICLAS Monitoring Center

Central Institute for Experimental Medicine and Life Science

3-25-12 Tonomachi, Kawasaki-ku, Kawasaki 210-0821, JAPAN

Tel. 81-44-201-8525 Fax. 81-44-201-8526

· Molecule number/Denominator number : Number of positive samples/Number of tested samples

· If tested for *Pasteurella pneumotropica*, this item includes*Rodentibacter heylii*, *Rodentibacter pneumotropicus*.


Nobuhito Hayashimoto, D.V.M., Ph.D., DJCLAM, MBA

Facility: Animal Resource Center for Infectious Diseases, Immunology Frontier Research Center, Osaka University

HEALTH CERTIFICATE


Date: March 17, 2026

Examination No:26G492

Animals Pathogens		ICR	ICR	ICR	ICR	ICR	ICR	ICR	ICR		
		♀ 15W C3-7-E	♀ 15W C3-7-G	♀ 15W C3-8-A	♀ 15W C3-8-B	♀ 15W C3-8-C	♀ 15W C3-8-D	♀ 15W C3-10-A	♀ 15W C3-10-C		
Cultivation	<i>Corynebacterium kutscheri</i>	0 / 1	0 / 1	0 / 1	0 / 1	0 / 1	0 / 1	0 / 1	0 / 1		
	<i>Mycoplasma pulmonis</i>	0 / 1	0 / 1	0 / 1	0 / 1	0 / 1	0 / 1	0 / 1	0 / 1		
	<i>Salmonella</i> spp.	0 / 1	0 / 1	0 / 1	0 / 1	0 / 1	0 / 1	0 / 1	0 / 1		
Serology	<i>Clostridium piliforme</i>	0 / 1	0 / 1	0 / 1	0 / 1	0 / 1	0 / 1	0 / 1	0 / 1		
	Ectromelia virus	0 / 1	0 / 1	0 / 1	0 / 1	0 / 1	0 / 1	0 / 1	0 / 1		
	LCM virus	0 / 1	0 / 1	0 / 1	0 / 1	0 / 1	0 / 1	0 / 1	0 / 1		
	Mouse hepatitis virus	0 / 1	0 / 1	0 / 1	0 / 1	0 / 1	0 / 1	0 / 1	0 / 1		
	<i>Mycoplasma pulmonis</i>	0 / 1	0 / 1	0 / 1	0 / 1	0 / 1	0 / 1	0 / 1	0 / 1		
	Sendai virus	0 / 1	0 / 1	0 / 1	0 / 1	0 / 1	0 / 1	0 / 1	0 / 1		
Microscopy	Ectoparasites	0 / 1	0 / 1	0 / 1	0 / 1	0 / 1	0 / 1	0 / 1	0 / 1		
	Intestinal protozoa	0 / 1	0 / 1	0 / 1	0 / 1	0 / 1	0 / 1	0 / 1	0 / 1		
	Pinworm	0 / 1	0 / 1	0 / 1	0 / 1	0 / 1	0 / 1	0 / 1	0 / 1		
Gross lesion • Others		0 / 1	0 / 1	0 / 1	0 / 1	0 / 1	0 / 1	0 / 1	0 / 1		

ICLAS Monitoring Center
 Central Institute for Experimental Medicine and Life Science
 3-25-12 Tonomachi, Kawasaki-ku, Kawasaki 210-0821, JAPAN
 Tel. 81-44-201-8525 Fax. 81-44-201-8526

•Molecule number/Denominator number : Number of positive samples/Number of tested samples
 •If tested for *Pasteurella pneumotropica*, this item includes
Rodentibacter heylii, *Rodentibacter pneumotropicus*.



Nobuhito Hayashimoto, D.V.M., Ph.D., DJCLAM, MBA