

HEALTH CERTIFICATE

Facility: Animal Resource Center for Infectious Diseases, Immunology Frontier Research Center, Osaka University

Date: December 17, 2024


Examination No: 24N470

Animals		ICR		ICR		ICR		ICR		ICR		ICR	
		♀	34W	♀	34W	♀	34W	♀	34W	♀	34W	♀	34W
Pathogens		A3-0-A	A3-0-C	A3-0-E	A3-0-G	A3-1-A	A3-1-C	A3-1-E	A3-1-G	A3-2-A	A3-2-C		
Cultivation	<i>Corynebacterium kutscheri</i>	0 / 1	0 / 1	0 / 1	0 / 1	0 / 1	0 / 1	0 / 1	0 / 1	0 / 1	0 / 1		
	<i>Mycoplasma pulmonis</i>	0 / 1	0 / 1	0 / 1	0 / 1	0 / 1	0 / 1	0 / 1	0 / 1	0 / 1	0 / 1		
	<i>Salmonella</i> spp.	0 / 1	0 / 1	0 / 1	0 / 1	0 / 1	0 / 1	0 / 1	0 / 1	0 / 1	0 / 1		
Serology	<i>Clostridium piliforme</i>	0 / 1	0 / 1	0 / 1	0 / 1	0 / 1	0 / 1	0 / 1	0 / 1	0 / 1	0 / 1		
	Ectromelia virus	0 / 1	0 / 1	0 / 1	0 / 1	0 / 1	0 / 1	0 / 1	0 / 1	0 / 1	0 / 1		
	LCM virus	0 / 1	0 / 1	0 / 1	0 / 1	0 / 1	0 / 1	0 / 1	0 / 1	0 / 1	0 / 1		
	Mouse hepatitis virus	0 / 1	0 / 1	0 / 1	0 / 1	0 / 1	0 / 1	0 / 1	0 / 1	0 / 1	0 / 1		
	<i>Mycoplasma pulmonis</i>	0 / 1	0 / 1	0 / 1	0 / 1	0 / 1	0 / 1	0 / 1	0 / 1	0 / 1	0 / 1		
	Sendai virus	0 / 1	0 / 1	0 / 1	0 / 1	0 / 1	0 / 1	0 / 1	0 / 1	0 / 1	0 / 1		
Microscopy	Ectoparasites	0 / 1	0 / 1	0 / 1	0 / 1	0 / 1	0 / 1	0 / 1	0 / 1	0 / 1	0 / 1		
	Intestinal protozoa	0 / 1	0 / 1	0 / 1	0 / 1	0 / 1	0 / 1	0 / 1	0 / 1	0 / 1	0 / 1		
	Pinworm	0 / 1	0 / 1	0 / 1	0 / 1	0 / 1	0 / 1	0 / 1	0 / 1	0 / 1	0 / 1		
Gross lesion		0 / 1	0 / 1	0 / 1	0 / 1	0 / 1	0 / 1	0 / 1	0 / 1	1 / 1*	0 / 1		

*: Systemic lymphadenopathy, Thymic hypertrophy, Splenomegaly

ICLAS Monitoring Center
 Central Institute for Experimental Medicine and Life Science
 3-25-12 Tonomachi, Kawasaki-ku, Kawasaki 210-0821, JAPAN
 Tel. 81-44-201-8525 Fax. 81-44-201-8526

- Molecule number/Denominator number : Number of positive samples/Number of tested samples
- If tested for *Pasteurella pneumotropica*, this item includes *Rodentibacter heyltii*, *Rodentibacter pneumotropicus*.



Nobuhito Hayashimoto, D.V.M., Ph.D., DJCLAM, MBA

Facility: Animal Resource Center for Infectious Diseases, Immunology Frontier Research Center, Osaka University

HEALTH CERTIFICATE

Date: December 17, 2024

Examination No:24N470

Animals Pathogens		ICR	ICR	ICR	ICR	ICR	ICR	ICR	ICR	ICR	ICR
		♀ 26W A3-2-E	♀ 26W A3-2-G	♀ 26W A3-3-A	♀ 26W A3-3-C	♀ 26W A3-3-E	♀ 26W A3-3-G	♀ 19W A3-4-E	♀ 19W A3-4-G	♀ 26W A3-5-A	♀ 26W A3-5-C
Cultivation	<i>Corynebacterium kutscheri</i>	0 / 1	0 / 1	0 / 1	0 / 1	0 / 1	0 / 1	0 / 1	0 / 1	0 / 1	0 / 1
	<i>Mycoplasma pulmonis</i>	0 / 1	0 / 1	0 / 1	0 / 1	0 / 1	0 / 1	0 / 1	0 / 1	0 / 1	0 / 1
	<i>Salmonella</i> spp.	0 / 1	0 / 1	0 / 1	0 / 1	0 / 1	0 / 1	0 / 1	0 / 1	0 / 1	0 / 1
Serology	<i>Clostridium piliforme</i>	0 / 1	0 / 1	0 / 1	0 / 1	0 / 1	0 / 1	0 / 1	0 / 1	0 / 1	0 / 1
	Ectromelia virus	0 / 1	0 / 1	0 / 1	0 / 1	0 / 1	0 / 1	0 / 1	0 / 1	0 / 1	0 / 1
	LCM virus	0 / 1	0 / 1	0 / 1	0 / 1	0 / 1	0 / 1	0 / 1	0 / 1	0 / 1	0 / 1
	Mouse hepatitis virus	0 / 1	0 / 1	0 / 1	0 / 1	0 / 1	0 / 1	0 / 1	0 / 1	0 / 1	0 / 1
	<i>Mycoplasma pulmonis</i>	0 / 1	0 / 1	0 / 1	0 / 1	0 / 1	0 / 1	0 / 1	0 / 1	0 / 1	0 / 1
	Sendai virus	0 / 1	0 / 1	0 / 1	0 / 1	0 / 1	0 / 1	0 / 1	0 / 1	0 / 1	0 / 1
Microscopy	Ectoparasites	0 / 1	0 / 1	0 / 1	0 / 1	0 / 1	0 / 1	0 / 1	0 / 1	0 / 1	0 / 1
	Intestinal protozoa	0 / 1	0 / 1	0 / 1	0 / 1	0 / 1	0 / 1	0 / 1	0 / 1	0 / 1	0 / 1
	Pinworm	0 / 1	0 / 1	0 / 1	0 / 1	0 / 1	0 / 1	0 / 1	0 / 1	0 / 1	0 / 1
	Gross lesion	0 / 1	0 / 1	0 / 1	0 / 1	0 / 1	0 / 1	0 / 1	0 / 1	0 / 1	0 / 1


ICLAS Monitoring Center

Central Institute for Experimental Medicine and Life Science

3-25-12 Tonomachi, Kawasaki-ku, Kawasaki 210-0821, JAPAN

Tel. 81-44-201-8525 Fax. 81-44-201-8526

·Molecule number/Denominator number : Number of positive samples/Number of tested samples

·If tested for *Pasteurella pneumotropica*, this item includes*Rodentibacter heyltii*, *Rodentibacter pneumotropicus*.


Nobuhito Hayashimoto, D.V.M., Ph.D., DJCLAM, MBA

HEALTH CERTIFICATE

Facility: Animal Resource Center for Infectious Diseases, Immunology Frontier Research Center, Osaka University

Date: December 17, 2024

Examination No: 24N470

Animals		Pathogens									
		ICR ♀ 26W A3-5-E	ICR ♀ 26W A3-5-G	ICR ♀ 35W A3-6-A	ICR ♀ 35W A3-6-C	ICR ♀ 35W A3-6-E	ICR ♀ 35W A3-6-G	ICR ♀ 26W A3-7-A	ICR ♀ 26W A3-7-C	ICR ♀ 26W A3-7-E	ICR ♀ 26W A3-7-G
Cultivation	<i>Corynebacterium kutscheri</i>	0 / 1	0 / 1	0 / 1	0 / 1	0 / 1	0 / 1	0 / 1	0 / 1	0 / 1	0 / 1
	<i>Mycoplasma pulmonis</i>	0 / 1	0 / 1	0 / 1	0 / 1	0 / 1	0 / 1	0 / 1	0 / 1	0 / 1	0 / 1
	<i>Salmonella</i> spp.	0 / 1	0 / 1	0 / 1	0 / 1	0 / 1	0 / 1	0 / 1	0 / 1	0 / 1	0 / 1
Serology	<i>Clostridium piliforme</i>	0 / 1	0 / 1	0 / 1	0 / 1	0 / 1	0 / 1	0 / 1	0 / 1	0 / 1	0 / 1
	Ectromelia virus	0 / 1	0 / 1	0 / 1	0 / 1	0 / 1	0 / 1	0 / 1	0 / 1	0 / 1	0 / 1
	LCM virus	0 / 1	0 / 1	0 / 1	0 / 1	0 / 1	0 / 1	0 / 1	0 / 1	0 / 1	0 / 1
	Mouse hepatitis virus	0 / 1	0 / 1	0 / 1	0 / 1	0 / 1	0 / 1	0 / 1	0 / 1	0 / 1	0 / 1
	<i>Mycoplasma pulmonis</i>	0 / 1	0 / 1	0 / 1	0 / 1	0 / 1	0 / 1	0 / 1	0 / 1	0 / 1	0 / 1
	Sendai virus	0 / 1	0 / 1	0 / 1	0 / 1	0 / 1	0 / 1	0 / 1	0 / 1	0 / 1	0 / 1
Microscopy	Ectoparasites	0 / 1	0 / 1	0 / 1	0 / 1	0 / 1	0 / 1	0 / 1	0 / 1	0 / 1	0 / 1
	Intestinal protozoa	0 / 1	0 / 1	0 / 1	0 / 1	0 / 1	0 / 1	0 / 1	0 / 1	0 / 1	0 / 1
	Pinworm	0 / 1	0 / 1	0 / 1	0 / 1	0 / 1	0 / 1	0 / 1	0 / 1	0 / 1	0 / 1
	Gross lesion	0 / 1	0 / 1	0 / 1	0 / 1	0 / 1	0 / 1	0 / 1	0 / 1	0 / 1	0 / 1

ICLAS Monitoring Center

Central Institute for Experimental Medicine and Life Science


3-25-12 Tonomachi, Kawasaki-ku, Kawasaki 210-0821, JAPAN

Tel. 81-44-201-8525 Fax. 81-44-201-8526

· Molecule number/Denominator number : Number of positive samples/Number of tested samples

 · If tested for *Pasteurella pneumotropica*, this item includes

Rodentibacter heyltii, *Rodentibacter pneumotropicus*.



Nobuhito Hayashimoto, D.V.M., Ph.D., DJCLAM, MBA

HEALTH CERTIFICATE

Facility: Animal Resource Center for Infectious Diseases, Immunology Frontier Research Center, Osaka University

Date: December 17, 2024

Examination No:24N470

Animals		ICR		ICR		ICR		ICR		ICR	
		♀ 26W	♀ 26W	♀ 26W	♀ 26W	♀ 26W	♀ 26W	♀ 26W	♀ 26W	♀ 26W	♀ 26W
Pathogens		A3-8-A	A3-8-C	A3-8-E	A3-8-G	A3-8-I	A3-8-K	A3-8-M	A3-9-A	A3-9-C	A3-10-A
Cultivation	<i>Corynebacterium kutscheri</i>	0 / 1	0 / 1	0 / 1	0 / 1	0 / 1	0 / 1	0 / 1	0 / 1	0 / 1	0 / 1
	<i>Mycoplasma pulmonis</i>	0 / 1	0 / 1	0 / 1	0 / 1	0 / 1	0 / 1	0 / 1	0 / 1	0 / 1	0 / 1
	<i>Salmonella</i> spp.	0 / 1	0 / 1	0 / 1	0 / 1	0 / 1	0 / 1	0 / 1	0 / 1	0 / 1	0 / 1
Serology	<i>Clostridium piliforme</i>	0 / 1	0 / 1	0 / 1	0 / 1	0 / 1	0 / 1	0 / 1	0 / 1	0 / 1	0 / 1
	Ectromelia virus	0 / 1	0 / 1	0 / 1	0 / 1	0 / 1	0 / 1	0 / 1	0 / 1	0 / 1	0 / 1
	LCM virus	0 / 1	0 / 1	0 / 1	0 / 1	0 / 1	0 / 1	0 / 1	0 / 1	0 / 1	0 / 1
	Mouse hepatitis virus	0 / 1	0 / 1	0 / 1	0 / 1	0 / 1	0 / 1	0 / 1	0 / 1	0 / 1	0 / 1
	<i>Mycoplasma pulmonis</i>	0 / 1	0 / 1	0 / 1	0 / 1	0 / 1	0 / 1	0 / 1	0 / 1	0 / 1	0 / 1
	Sendai virus	0 / 1	0 / 1	0 / 1	0 / 1	0 / 1	0 / 1	0 / 1	0 / 1	0 / 1	0 / 1
Microscopy	Ectoparasites	0 / 1	0 / 1	0 / 1	0 / 1	0 / 1	0 / 1	0 / 1	0 / 1	0 / 1	0 / 1
	Intestinal protozoa	0 / 1	0 / 1	0 / 1	0 / 1	0 / 1	0 / 1	0 / 1	0 / 1	0 / 1	0 / 1
	Pinworm	0 / 1	0 / 1	0 / 1	0 / 1	0 / 1	0 / 1	0 / 1	0 / 1	0 / 1	0 / 1
	Gross lesion	0 / 1	0 / 1	0 / 1	0 / 1	0 / 1	0 / 1	0 / 1	0 / 1	0 / 1	0 / 1

ICLAS Monitoring Center

Central Institute for Experimental Medicine and Life Science


3-25-12 Tonomachi, Kawasaki-ku, Kawasaki 210-0821, JAPAN

Tel. 81-44-201-8525 Fax. 81-44-201-8526

· Molecule number / Denominator number : Number of positive samples / Number of tested samples

· If tested for *Pasteurella pneumotropica*, this item includes

Rodentibacter heylii, *Rodentibacter pneumotropicus*.



Nobuhito Hayashimoto, D.V.M., Ph.D., DJCLAM, MBA

HEALTH CERTIFICATE

Facility: Animal Resource Center for Infectious Diseases, Immunology Frontier Research Center, Osaka University


Date: December 17, 2024

Examination No:24N470

Pathogens	Animals	ICR								
		♀ 26W A3-10-B	♀ 26W A3-10-C							
Cultivation	<i>Corynebacterium kutscheri</i>	0 / 1	0 / 1							
	<i>Mycoplasma pulmonis</i>	0 / 1	0 / 1							
	<i>Salmonella</i> spp.	0 / 1	0 / 1							
Serology	<i>Clostridium piliforme</i>	0 / 1	0 / 1							
	Ectromelia virus	0 / 1	0 / 1							
	LCM virus	0 / 1	0 / 1							
	Mouse hepatitis virus	0 / 1	0 / 1							
	<i>Mycoplasma pulmonis</i>	0 / 1	0 / 1							
	Sendai virus	0 / 1	0 / 1							
Microscopy	Ectoparasites	0 / 1	0 / 1							
	Intestinal protozoa	0 / 1	0 / 1							
	Pinworm	0 / 1	0 / 1							
	Gross lesion	0 / 1	0 / 1							

ICLAS Monitoring Center
 Central Institute for Experimental Medicine and Life Science
 3-25-12 Tonomachi, Kawasaki-ku, Kawasaki 210-0821, JAPAN
 Tel. 81-44-201-8525 Fax. 81-44-201-8526

- Molecule number/Denominator number : Number of positive samples/Number of tested samples
- If tested for *Pasteurella pneumotropica*, this item includes *Rodentibacter heylii*, *Rodentibacter pneumotropicus*.


 Nobuhito Hayashimoto, D.V.M., Ph.D., DJCLAM, MBA