

Facility: Animal Resource Center for Infectious Diseases, Immunology Frontier Research Center, Osaka University

**HEALTH CERTIFICATE**

Date: March 17, 2026

Examination No:26G495

Pathogens	Animals	ICR		ICR		ICR		ICR		ICR	
		♀	15W	♀	15W	♀	15W	♀	15W	♀	15W
		A3-0-A	A3-0-C	A3-0-E	A3-0-G	A3-1-A	A3-1-C	A3-1-E	A3-1-G	A3-2-A	A3-2-C
Cultivation	<i>Corynebacterium kutscheri</i>	0 / 1	0 / 1	0 / 1	0 / 1	0 / 1	0 / 1	0 / 1	0 / 1	0 / 1	0 / 1
	<i>Mycoplasma pulmonis</i>	0 / 1	0 / 1	0 / 1	0 / 1	0 / 1	0 / 1	0 / 1	0 / 1	0 / 1	0 / 1
	<i>Salmonella</i> spp.	0 / 1	0 / 1	0 / 1	0 / 1	0 / 1	0 / 1	0 / 1	0 / 1	0 / 1	0 / 1
Serology	<i>Clostridium piliforme</i>	0 / 1	0 / 1	0 / 1	0 / 1	0 / 1	0 / 1	0 / 1	0 / 1	0 / 1	0 / 1
	Ectromelia virus	0 / 1	0 / 1	0 / 1	0 / 1	0 / 1	0 / 1	0 / 1	0 / 1	0 / 1	0 / 1
	LCM virus	0 / 1	0 / 1	0 / 1	0 / 1	0 / 1	0 / 1	0 / 1	0 / 1	0 / 1	0 / 1
	Mouse hepatitis virus	0 / 1	0 / 1	0 / 1	0 / 1	0 / 1	0 / 1	0 / 1	0 / 1	0 / 1	0 / 1
	<i>Mycoplasma pulmonis</i>	0 / 1	0 / 1	0 / 1	0 / 1	0 / 1	0 / 1	0 / 1	0 / 1	0 / 1	0 / 1
	Sendai virus	0 / 1	0 / 1	0 / 1	0 / 1	0 / 1	0 / 1	0 / 1	0 / 1	0 / 1	0 / 1
Microscopy	Ectoparasites	0 / 1	0 / 1	0 / 1	0 / 1	0 / 1	0 / 1	0 / 1	0 / 1	0 / 1	0 / 1
	Intestinal protozoa	0 / 1	0 / 1	0 / 1	0 / 1	0 / 1	0 / 1	0 / 1	0 / 1	0 / 1	0 / 1
	Pinworm	0 / 1	0 / 1	0 / 1	0 / 1	0 / 1	0 / 1	0 / 1	0 / 1	0 / 1	0 / 1
	Gross lesion · Others	0 / 1	0 / 1	0 / 1	0 / 1	0 / 1	0 / 1	0 / 1	0 / 1	0 / 1	0 / 1


ICLAS Monitoring Center

Central Institute for Experimental Medicine and Life Science

3-25-12 Tonomachi, Kawasaki-ku, Kawasaki 210-0821, JAPAN

Tel. 81-44-201-8525 Fax. 81-44-201-8526

·Molecule number/Denominator number : Number of positive samples/Number of tested samples

·If tested for *Pasteurella pneumotropica*, this item includes*Rodentibacter heyltii*, *Rodentibacter pneumotropicus*.


Nobuhito Hayashimoto, D.V.M., Ph.D., DJCLAM, MBA

Facility: Animal Resource Center for Infectious Diseases, Immunology Frontier Research Center, Osaka University

**HEALTH CERTIFICATE**

Date: March 17, 2026

Examination No:26G495

Animals Pathogens		ICR		ICR		ICR		ICR		ICR	
		♀	15W	♀	15W	♀	15W	♀	15W	♀	15W
		A3-2-E	A3-2-G	A3-3-A	A3-3-C	A3-3-E	A3-3-G	A3-4-A	A3-4-C	A3-4-E	A3-4-G
Cultivation	<i>Corynebacterium kutscheri</i>	0 / 1	0 / 1	0 / 1	0 / 1	0 / 1	0 / 1	0 / 1	0 / 1	0 / 1	0 / 1
	<i>Mycoplasma pulmonis</i>	0 / 1	0 / 1	0 / 1	0 / 1	0 / 1	0 / 1	0 / 1	0 / 1	0 / 1	0 / 1
	<i>Salmonella</i> spp.	0 / 1	0 / 1	0 / 1	0 / 1	0 / 1	0 / 1	0 / 1	0 / 1	0 / 1	0 / 1
Serology	<i>Clostridium piliforme</i>	0 / 1	0 / 1	0 / 1	0 / 1	0 / 1	0 / 1	0 / 1	0 / 1	0 / 1	0 / 1
	Ectromelia virus	0 / 1	0 / 1	0 / 1	0 / 1	0 / 1	0 / 1	0 / 1	0 / 1	0 / 1	0 / 1
	LCM virus	0 / 1	0 / 1	0 / 1	0 / 1	0 / 1	0 / 1	0 / 1	0 / 1	0 / 1	0 / 1
	Mouse hepatitis virus	0 / 1	0 / 1	0 / 1	0 / 1	0 / 1	0 / 1	0 / 1	0 / 1	0 / 1	0 / 1
	<i>Mycoplasma pulmonis</i>	0 / 1	0 / 1	0 / 1	0 / 1	0 / 1	0 / 1	0 / 1	0 / 1	0 / 1	0 / 1
	Sendai virus	0 / 1	0 / 1	0 / 1	0 / 1	0 / 1	0 / 1	0 / 1	0 / 1	0 / 1	0 / 1
Microscopy	Ectoparasites	0 / 1	0 / 1	0 / 1	0 / 1	0 / 1	0 / 1	0 / 1	0 / 1	0 / 1	0 / 1
	Intestinal protozoa	0 / 1	0 / 1	0 / 1	0 / 1	0 / 1	0 / 1	0 / 1	0 / 1	0 / 1	0 / 1
	Pinworm	0 / 1	0 / 1	0 / 1	0 / 1	0 / 1	0 / 1	0 / 1	0 / 1	0 / 1	0 / 1
	Gross lesion · Others	0 / 1	0 / 1	0 / 1	0 / 1	0 / 1	0 / 1	0 / 1	0 / 1	0 / 1	0 / 1


ICLAS Monitoring Center

Central Institute for Experimental Medicine and Life Science

3-25-12 Tonomachi, Kawasaki-ku, Kawasaki 210-0821, JAPAN

Tel. 81-44-201-8525 Fax. 81-44-201-8526

·Molecule number/Denominator number : Number of positive samples/Number of tested samples

·If tested for *Pasteurella pneumotropica*, this item includes*Rodentibacter heyltii*, *Rodentibacter pneumotropicus*.


Nobuhito Hayashimoto, D.V.M., Ph.D., DJCLAM, MBA

# HEALTH CERTIFICATE

Facility: Animal Resource Center for Infectious Diseases, Immunology Frontier Research Center, Osaka University

Date: March 17, 2026

Examination No: 26G495

Pathogens		Animals		ICR		ICR		ICR		ICR	
		♀	15W	♀	15W	♀	15W	♀	15W	♀	15W
		A3-5-A	A3-5-C	A3-5-E	A3-5-G	A3-6-A	A3-6-C	A3-6-E	A3-6-G	A3-7-A	A3-7-C
Cultivation	<i>Corynebacterium kutscheri</i>	0 / 1	0 / 1	0 / 1	0 / 1	0 / 1	0 / 1	0 / 1	0 / 1	0 / 1	0 / 1
	<i>Mycoplasma pulmonis</i>	0 / 1	0 / 1	0 / 1	0 / 1	0 / 1	0 / 1	0 / 1	0 / 1	0 / 1	0 / 1
	<i>Salmonella</i> spp.	0 / 1	0 / 1	0 / 1	0 / 1	0 / 1	0 / 1	0 / 1	0 / 1	0 / 1	0 / 1
Serology	<i>Clostridium piliforme</i>	0 / 1	0 / 1	0 / 1	0 / 1	0 / 1	0 / 1	0 / 1	0 / 1	0 / 1	0 / 1
	Ectromelia virus	0 / 1	0 / 1	0 / 1	0 / 1	0 / 1	0 / 1	0 / 1	0 / 1	0 / 1	0 / 1
	LCM virus	0 / 1	0 / 1	0 / 1	0 / 1	0 / 1	0 / 1	0 / 1	0 / 1	0 / 1	0 / 1
	Mouse hepatitis virus	0 / 1	0 / 1	0 / 1	0 / 1	0 / 1	0 / 1	0 / 1	0 / 1	0 / 1	0 / 1
	<i>Mycoplasma pulmonis</i>	0 / 1	0 / 1	0 / 1	0 / 1	0 / 1	0 / 1	0 / 1	0 / 1	0 / 1	0 / 1
	Sendai virus	0 / 1	0 / 1	0 / 1	0 / 1	0 / 1	0 / 1	0 / 1	0 / 1	0 / 1	0 / 1
Microscopy	Ectoparasites	0 / 1	0 / 1	0 / 1	0 / 1	0 / 1	0 / 1	0 / 1	0 / 1	0 / 1	0 / 1
	Intestinal protozoa	0 / 1	0 / 1	0 / 1	0 / 1	0 / 1	0 / 1	0 / 1	0 / 1	0 / 1	0 / 1
	Pinworm	0 / 1	0 / 1	0 / 1	0 / 1	0 / 1	0 / 1	0 / 1	0 / 1	0 / 1	0 / 1
	Gross lesion · Others	0 / 1	0 / 1	0 / 1	0 / 1	0 / 1	0 / 1	0 / 1	0 / 1	0 / 1	0 / 1

ICLAS Monitoring Center

Central Institute for Experimental Medicine and Life Science


3-25-12 Tonomachi, Kawasaki-ku, Kawasaki 210-0821, JAPAN

Tel. 81-44-201-8525 Fax. 81-44-201-8526

·Molecule number/Denominator number : Number of positive samples/Number of tested samples

 ·If tested for *Pasteurella pneumotropica*, this item includes

*Rodentibacter heylii*, *Rodentibacter pneumotropicus*.



Nobuhito Hayashimoto, D.V.M., Ph.D., DJCLAM, MBA

Facility: Animal Resource Center for Infectious Diseases, Immunology Frontier Research Center, Osaka University

**HEALTH CERTIFICATE**

Date: March 17, 2026

Examination No:26G495

Animals Pathogens		ICR	ICR	ICR	ICR	ICR	ICR	ICR	ICR	ICR	ICR
		♀ 15W A3-7-E	♀ 15W A3-7-G	♀ 15W A3-8-A	♀ 15W A3-8-C	♀ 15W A3-8-E	♀ 15W A3-8-G	♀ 15W A3-8-I	♀ 15W A3-8-K	♀ 15W A3-8-M	♀ 15W A3-9-A
Cultivation	<i>Corynebacterium kutscheri</i>	0 / 1	0 / 1	0 / 1	0 / 1	0 / 1	0 / 1	0 / 1	0 / 1	0 / 1	0 / 1
	<i>Mycoplasma pulmonis</i>	0 / 1	0 / 1	0 / 1	0 / 1	0 / 1	0 / 1	0 / 1	0 / 1	0 / 1	0 / 1
	<i>Salmonella</i> spp.	0 / 1	0 / 1	0 / 1	0 / 1	0 / 1	0 / 1	0 / 1	0 / 1	0 / 1	0 / 1
Serology	<i>Clostridium piliforme</i>	0 / 1	0 / 1	0 / 1	0 / 1	0 / 1	0 / 1	0 / 1	0 / 1	0 / 1	0 / 1
	Ectromelia virus	0 / 1	0 / 1	0 / 1	0 / 1	0 / 1	0 / 1	0 / 1	0 / 1	0 / 1	0 / 1
	LCM virus	0 / 1	0 / 1	0 / 1	0 / 1	0 / 1	0 / 1	0 / 1	0 / 1	0 / 1	0 / 1
	Mouse hepatitis virus	0 / 1	0 / 1	0 / 1	0 / 1	0 / 1	0 / 1	0 / 1	0 / 1	0 / 1	0 / 1
	<i>Mycoplasma pulmonis</i>	0 / 1	0 / 1	0 / 1	0 / 1	0 / 1	0 / 1	0 / 1	0 / 1	0 / 1	0 / 1
	Sendai virus	0 / 1	0 / 1	0 / 1	0 / 1	0 / 1	0 / 1	0 / 1	0 / 1	0 / 1	0 / 1
Microscopy	Ectoparasites	0 / 1	0 / 1	0 / 1	0 / 1	0 / 1	0 / 1	0 / 1	0 / 1	0 / 1	0 / 1
	Intestinal protozoa	0 / 1	0 / 1	0 / 1	0 / 1	0 / 1	0 / 1	0 / 1	0 / 1	0 / 1	0 / 1
	Pinworm	0 / 1	0 / 1	0 / 1	0 / 1	0 / 1	0 / 1	0 / 1	0 / 1	0 / 1	0 / 1
	Gross lesion • Others	0 / 1	0 / 1	0 / 1	0 / 1	0 / 1	0 / 1	0 / 1	0 / 1	0 / 1	0 / 1


ICLAS Monitoring Center

Central Institute for Experimental Medicine and Life Science

3-25-12 Tonomachi, Kawasaki-ku, Kawasaki 210-0821, JAPAN

Tel. 81-44-201-8525 Fax. 81-44-201-8526

•Molecule number/Denominator number : Number of positive samples/Number of tested samples

•If tested for *Pasteurella pneumotropica*, this item includes*Rodentibacter heylii*, *Rodentibacter pneumotropicus*.


Nobuhito Hayashimoto, D.V.M., Ph.D., DJCLAM, MBA

Facility: Animal Resource Center for Infectious Diseases, Immunology Frontier Research Center, Osaka University

**HEALTH CERTIFICATE**

Date: March 17, 2026

Examination No:26G495

Pathogens	Animals	ICR		ICR								
		♀ A3-9-C	15W	♀ A3-10-A	15W							♀ A3-10-B
Cultivation	<i>Corynebacterium kutscheri</i>	0 / 1		0 / 1		0 / 1						
	<i>Mycoplasma pulmonis</i>	0 / 1		0 / 1		0 / 1						
	<i>Salmonella</i> spp.	0 / 1		0 / 1		0 / 1						
Serology	<i>Clostridium piliforme</i>	0 / 1		0 / 1		0 / 1						
	Ectromelia virus	0 / 1		0 / 1		0 / 1						
	LCM virus	0 / 1		0 / 1		0 / 1						
	Mouse hepatitis virus	0 / 1		0 / 1		0 / 1						
	<i>Mycoplasma pulmonis</i>	0 / 1		0 / 1		0 / 1						
	Sendai virus	0 / 1		0 / 1		0 / 1						
	Microscopy	Ectoparasites	0 / 1		0 / 1		0 / 1					
		Intestinal protozoa	0 / 1		0 / 1		0 / 1					
Pinworm		0 / 1		0 / 1		0 / 1						
Gross lesion · Others		0 / 1		0 / 1		0 / 1						


ICLAS Monitoring Center

Central Institute for Experimental Medicine and Life Science

3-25-12 Tonomachi, Kawasaki-ku, Kawasaki 210-0821, JAPAN

Tel. 81-44-201-8525 Fax. 81-44-201-8526

·Molecule number/Denominator number : Number of positive samples/Number of tested samples

·If tested for *Pasteurella pneumotropica*, this item includes*Rodentibacter heyltii*, *Rodentibacter pneumotropicus*.


Nobuhito Hayashimoto, D.V.M., Ph.D., DJCLAM, MBA