

Facility: Animal Resource Center for Infectious Diseases, Immunology Frontier Research Center, Osaka University


**HEALTH CERTIFICATE**

Date: September 15, 2020

Examination No:20K131

Pathogens		Animals									
		ICR ♀ 14W C3-0-A	ICR ♀ 14W C3-0-C	ICR ♀ 14W C3-0-E	ICR ♀ 14W C3-0-G	ICR ♀ 14W C3-1-A	ICR ♀ 14W C3-1-C	ICR ♀ 14W C3-1-E	ICR ♀ 14W C3-1-G	ICR ♀ 14W C3-2-A	ICR ♀ 14W C3-2-C
Cultivation	<i>Corynebacterium kutscheri</i>	0 / 1	0 / 1	0 / 1	0 / 1	0 / 1	0 / 1	0 / 1	0 / 1	0 / 1	0 / 1
	<i>Mycoplasma pulmonis</i>	0 / 1	0 / 1	0 / 1	0 / 1	0 / 1	0 / 1	0 / 1	0 / 1	0 / 1	0 / 1
	<i>Salmonella</i> spp.	0 / 1	0 / 1	0 / 1	0 / 1	0 / 1	0 / 1	0 / 1	0 / 1	0 / 1	0 / 1
Serology	<i>Clostridium piliforme</i>	0 / 1	0 / 1	0 / 1	0 / 1	0 / 1	0 / 1	0 / 1	0 / 1	0 / 1	0 / 1
	Ectromelia virus	0 / 1	0 / 1	0 / 1	0 / 1	0 / 1	0 / 1	0 / 1	0 / 1	0 / 1	0 / 1
	LCM virus	0 / 1	0 / 1	0 / 1	0 / 1	0 / 1	0 / 1	0 / 1	0 / 1	0 / 1	0 / 1
	Mouse hepatitis virus	0 / 1	0 / 1	0 / 1	0 / 1	0 / 1	0 / 1	0 / 1	0 / 1	0 / 1	0 / 1
	<i>Mycoplasma pulmonis</i>	0 / 1	0 / 1	0 / 1	0 / 1	0 / 1	0 / 1	0 / 1	0 / 1	0 / 1	0 / 1
	Sendai virus	0 / 1	0 / 1	0 / 1	0 / 1	0 / 1	0 / 1	0 / 1	0 / 1	0 / 1	0 / 1
Microscopy	Ectoparasites	0 / 1	0 / 1	0 / 1	0 / 1	0 / 1	0 / 1	0 / 1	0 / 1	0 / 1	0 / 1
	Intestinal protozoa	0 / 1	0 / 1	0 / 1	0 / 1	0 / 1	0 / 1	0 / 1	0 / 1	0 / 1	0 / 1
	Pinworm	0 / 1	0 / 1	0 / 1	0 / 1	0 / 1	0 / 1	0 / 1	0 / 1	0 / 1	0 / 1
Gross lesion		0 / 1	0 / 1	0 / 1	0 / 1	0 / 1	0 / 1	0 / 1	0 / 1	0 / 1	0 / 1

ICLAS Monitoring Center  
 Central Institute for Experimental Animals  
 3-25-12 Tonomachi, Kawasaki-ku, Kawasaki 210-0821, JAPAN  
 Tel. 81-44-201-8525 Fax. 81-44-201-8526



Nobuhito Hayashimoto, D.V.M., Ph.D., DJCLAM, MBA

Facility: Animal Resource Center for Infectious Diseases, Immunology Frontier Research Center, Osaka University


**HEALTH CERTIFICATE**

Date: September 15, 2020

Examination No:20K131

Pathogens		Animals									
		ICR ♀ 14W C3-2-E	ICR ♀ 14W C3-2-G	ICR ♀ 14W C3-3-A	ICR ♀ 14W C3-3-C	ICR ♀ 14W C3-3-E	ICR ♀ 14W C3-3-G	ICR ♀ 14W C3-4-A	ICR ♀ 14W C3-4-C	ICR ♀ 14W C3-4-E	ICR ♀ 14W C3-4-G
Cultivation	<i>Corynebacterium kutscheri</i>	0 / 1	0 / 1	0 / 1	0 / 1	0 / 1	0 / 1	0 / 1	0 / 1	0 / 1	0 / 1
	<i>Mycoplasma pulmonis</i>	0 / 1	0 / 1	0 / 1	0 / 1	0 / 1	0 / 1	0 / 1	0 / 1	0 / 1	0 / 1
	<i>Salmonella</i> spp.	0 / 1	0 / 1	0 / 1	0 / 1	0 / 1	0 / 1	0 / 1	0 / 1	0 / 1	0 / 1
Serology	<i>Clostridium piliforme</i>	0 / 1	0 / 1	0 / 1	0 / 1	0 / 1	0 / 1	0 / 1	0 / 1	0 / 1	0 / 1
	Ectromelia virus	0 / 1	0 / 1	0 / 1	0 / 1	0 / 1	0 / 1	0 / 1	0 / 1	0 / 1	0 / 1
	LCM virus	0 / 1	0 / 1	0 / 1	0 / 1	0 / 1	0 / 1	0 / 1	0 / 1	0 / 1	0 / 1
	Mouse hepatitis virus	0 / 1	0 / 1	0 / 1	0 / 1	0 / 1	0 / 1	0 / 1	0 / 1	0 / 1	0 / 1
	<i>Mycoplasma pulmonis</i>	0 / 1	0 / 1	0 / 1	0 / 1	0 / 1	0 / 1	0 / 1	0 / 1	0 / 1	0 / 1
	Sendai virus	0 / 1	0 / 1	0 / 1	0 / 1	0 / 1	0 / 1	0 / 1	0 / 1	0 / 1	0 / 1
Microscopy	Ectoparasites	0 / 1	0 / 1	0 / 1	0 / 1	0 / 1	0 / 1	0 / 1	0 / 1	0 / 1	0 / 1
	Intestinal protozoa	0 / 1	0 / 1	0 / 1	0 / 1	0 / 1	0 / 1	0 / 1	0 / 1	0 / 1	0 / 1
	Pinworm	0 / 1	0 / 1	0 / 1	0 / 1	0 / 1	0 / 1	0 / 1	0 / 1	0 / 1	0 / 1
Gross lesion		0 / 1	0 / 1	0 / 1	0 / 1	0 / 1	0 / 1	0 / 1	0 / 1	0 / 1	0 / 1

ICLAS Monitoring Center  
 Central Institute for Experimental Animals  
 3-25-12 Tonomachi, Kawasaki-ku, Kawasaki 210-0821, JAPAN  
 Tel. 81-44-201-8525 Fax. 81-44-201-8526



Nobuhito Hayashimoto, D.V.M., Ph.D., DJCLAM, MBA

Facility: Animal Resource Center for Infectious Diseases, Immunology Frontier Research Center, Osaka University


**HEALTH CERTIFICATE**

Date: September 15, 2020

Examination No:20K131

Pathogens	Animals	ICR	ICR	ICR	ICR	ICR	ICR	ICR	ICR	ICR	ICR
		♀ 14W	♀ 14W	♀ 14W	♀ 14W	♀ 14W	♀ 14W	♀ 14W	♀ 14W	♀ 14W	♀ 14W
		C3-5-A	C3-5-C	C3-5-E	C3-5-G	C3-6-A	C3-6-C	C3-6-E	C3-6-G	C3-7-A	C3-7-C
Cultivation	<i>Corynebacterium kutscheri</i>	0 / 1	0 / 1	0 / 1	0 / 1	0 / 1	0 / 1	0 / 1	0 / 1	0 / 1	0 / 1
	<i>Mycoplasma pulmonis</i>	0 / 1	0 / 1	0 / 1	0 / 1	0 / 1	0 / 1	0 / 1	0 / 1	0 / 1	0 / 1
	<i>Salmonella</i> spp.	0 / 1	0 / 1	0 / 1	0 / 1	0 / 1	0 / 1	0 / 1	0 / 1	0 / 1	0 / 1
Serology	<i>Clostridium piliforme</i>	0 / 1	0 / 1	0 / 1	0 / 1	0 / 1	0 / 1	0 / 1	0 / 1	0 / 1	0 / 1
	Ectromelia virus	0 / 1	0 / 1	0 / 1	0 / 1	0 / 1	0 / 1	0 / 1	0 / 1	0 / 1	0 / 1
	LCM virus	0 / 1	0 / 1	0 / 1	0 / 1	0 / 1	0 / 1	0 / 1	0 / 1	0 / 1	0 / 1
	Mouse hepatitis virus	0 / 1	0 / 1	0 / 1	0 / 1	0 / 1	0 / 1	0 / 1	0 / 1	0 / 1	0 / 1
	<i>Mycoplasma pulmonis</i>	0 / 1	0 / 1	0 / 1	0 / 1	0 / 1	0 / 1	0 / 1	0 / 1	0 / 1	0 / 1
	Sendai virus	0 / 1	0 / 1	0 / 1	0 / 1	0 / 1	0 / 1	0 / 1	0 / 1	0 / 1	0 / 1
	Ectoparasites	0 / 1	0 / 1	0 / 1	0 / 1	0 / 1	0 / 1	0 / 1	0 / 1	0 / 1	0 / 1
Microscopy	Intestinal protozoa	0 / 1	0 / 1	0 / 1	0 / 1	0 / 1	0 / 1	0 / 1	0 / 1	0 / 1	0 / 1
	Pinworm	0 / 1	0 / 1	0 / 1	0 / 1	0 / 1	0 / 1	0 / 1	0 / 1	0 / 1	0 / 1
	Gross lesion	0 / 1	0 / 1	0 / 1	0 / 1	0 / 1	0 / 1	0 / 1	0 / 1	0 / 1	0 / 1

ICLAS Monitoring Center  
 Central Institute for Experimental Animals  
 3-25-12 Tonomachi, Kawasaki-ku, Kawasaki 210-0821, JAPAN  
 Tel. 81-44-201-8525 Fax. 81-44-201-8526



Nobuhito Hayashimoto, D.V.M., Ph.D., DJCLAM, MBA

# HEALTH CERTIFICATE


Facility: Animal Resource Center for Infecious Diseases, Immunology Frontier Research Center, Osaka University

Date: September 15, 2020

Examination No:20K131

Pathogens	Animals	ICR		ICR		ICR		ICR			
		♀ 14W	♀ 14W	♀ 14W	♀ 14W	♀ 14W	♀ 14W	♀ 14W	♀ 14W		
		C3-7-E	C3-7-G	C3-8-A	C3-8-B	C3-8-C	C3-8-D	C3-10-A	C3-10-C		
Cultivation	<i>Corynebacterium kutscheri</i>	0 / 1	0 / 1	0 / 1	0 / 1	0 / 1	0 / 1	0 / 1	0 / 1		
	<i>Mycoplasma pulmonis</i>	0 / 1	0 / 1	0 / 1	0 / 1	0 / 1	0 / 1	0 / 1	0 / 1		
	<i>Salmonella</i> spp.	0 / 1	0 / 1	0 / 1	0 / 1	0 / 1	0 / 1	0 / 1	0 / 1		
Serology	<i>Clostridium piliforme</i>	0 / 1	0 / 1	0 / 1	0 / 1	0 / 1	0 / 1	0 / 1	0 / 1		
	Ectromelia virus	0 / 1	0 / 1	0 / 1	0 / 1	0 / 1	0 / 1	0 / 1	0 / 1		
	LCM virus	0 / 1	0 / 1	0 / 1	0 / 1	0 / 1	0 / 1	0 / 1	0 / 1		
	Mouse hepatitis virus	0 / 1	0 / 1	0 / 1	0 / 1	0 / 1	0 / 1	0 / 1	0 / 1		
	<i>Mycoplasma pulmonis</i>	0 / 1	0 / 1	0 / 1	0 / 1	0 / 1	0 / 1	0 / 1	0 / 1		
	Sendai virus	0 / 1	0 / 1	0 / 1	0 / 1	0 / 1	0 / 1	0 / 1	0 / 1		
Microscopy	Ectoparasites	0 / 1	0 / 1	0 / 1	0 / 1	0 / 1	0 / 1	0 / 1	0 / 1		
	Intestinal protozoa	0 / 1	0 / 1	0 / 1	0 / 1	0 / 1	0 / 1	0 / 1	0 / 1		
	Pinworm	0 / 1	0 / 1	0 / 1	0 / 1	0 / 1	0 / 1	0 / 1	0 / 1		
	Gross lesion	0 / 1	0 / 1	0 / 1	0 / 1	0 / 1	0 / 1	0 / 1	0 / 1		

ICLAS Monitoring Center  
 Central Institute for Experimental Animals  
 3-25-12 Tonomachi, Kawasaki-ku, Kawasaki 210-0821, JAPAN  
 Tel. 81-44-201-8525 Fax. 81-44-201-8526



Nobuhito Hayashimoto, D.V.M., Ph.D., DJCLAM, MBA