


HEALTH CERTIFICATE

Date: September 08, 2020

Examination No:20J988

| Animals Pathogens | | ICR | ICR | ICR | ICR | ICR | ICR | ICR | ICR | ICR | ICR |
|----------------------|----------------------------------|-----------------|-----------------|-----------------|-----------------|-----------------|-----------------|-----------------|-----------------|-----------------|-----------------|
| | | ♀ 13W C4-2-A | ♀ 13W C4-2-C | ♀ 13W C4-2-E | ♀ 13W C4-2-G | ♀ 13W C4-3-A | ♀ 13W C4-3-C | ♀ 13W C4-3-E | ♀ 13W C4-3-G | ♀ 13W C4-4-A | ♀ 13W C4-4-C |
| Cultivation | <i>Corynebacterium kutscheri</i> | 0 / 1 | 0 / 1 | 0 / 1 | 0 / 1 | 0 / 1 | 0 / 1 | 0 / 1 | 0 / 1 | 0 / 1 | 0 / 1 |
| | <i>Mycoplasma pulmonis</i> | 0 / 1 | 0 / 1 | 0 / 1 | 0 / 1 | 0 / 1 | 0 / 1 | 0 / 1 | 0 / 1 | 0 / 1 | 0 / 1 |
| | <i>Salmonella</i> spp. | 0 / 1 | 0 / 1 | 0 / 1 | 0 / 1 | 0 / 1 | 0 / 1 | 0 / 1 | 0 / 1 | 0 / 1 | 0 / 1 |
| Serology | <i>Clostridium piliforme</i> | 0 / 1 | 0 / 1 | 0 / 1 | 0 / 1 | 0 / 1 | 0 / 1 | 0 / 1 | 0 / 1 | 0 / 1 | 0 / 1 |
| | Ectromelia virus | 0 / 1 | 0 / 1 | 0 / 1 | 0 / 1 | 0 / 1 | 0 / 1 | 0 / 1 | 0 / 1 | 0 / 1 | 0 / 1 |
| | LCM virus | 0 / 1 | 0 / 1 | 0 / 1 | 0 / 1 | 0 / 1 | 0 / 1 | 0 / 1 | 0 / 1 | 0 / 1 | 0 / 1 |
| | Mouse hepatitis virus | 0 / 1 | 0 / 1 | 0 / 1 | 0 / 1 | 0 / 1 | 0 / 1 | 0 / 1 | 0 / 1 | 0 / 1 | 0 / 1 |
| | <i>Mycoplasma pulmonis</i> | 0 / 1 | 0 / 1 | 0 / 1 | 0 / 1 | 0 / 1 | 0 / 1 | 0 / 1 | 0 / 1 | 0 / 1 | 0 / 1 |
| | Sendai virus | 0 / 1 | 0 / 1 | 0 / 1 | 0 / 1 | 0 / 1 | 0 / 1 | 0 / 1 | 0 / 1 | 0 / 1 | 0 / 1 |
| Microscopy | Ectoparasites | 0 / 1 | 0 / 1 | 0 / 1 | 0 / 1 | 0 / 1 | 0 / 1 | 0 / 1 | 0 / 1 | 0 / 1 | 0 / 1 |
| | Intestinal protozoa | 0 / 1 | 0 / 1 | 0 / 1 | 0 / 1 | 0 / 1 | 0 / 1 | 0 / 1 | 0 / 1 | 0 / 1 | 0 / 1 |
| | Pinworm | 0 / 1 | 0 / 1 | 0 / 1 | 0 / 1 | 0 / 1 | 0 / 1 | 0 / 1 | 0 / 1 | 0 / 1 | 0 / 1 |
| Gross lesion | | 0 / 1 | 0 / 1 | 0 / 1 | 0 / 1 | 0 / 1 | 0 / 1 | 0 / 1 | 0 / 1 | 0 / 1 | 0 / 1 |

ICLAS Monitoring Center
 Central Institute for Experimental Animals
 3-25-12 Tonomachi, Kawasaki-ku, Kawasaki 210-0821, JAPAN
 Tel. 81-44-201-8525 Fax. 81-44-201-8526



Nobuhito Hayashimoto, D.V.M., Ph.D., DJCLAM, MBA


HEALTH CERTIFICATE

Date: September 08, 2020

Examination No:20J988

| Animals Pathogens | | ICR | ICR | ICR | ICR | ICR | ICR | ICR | ICR | ICR | ICR |
|----------------------|----------------------------------|-----------------|-----------------|-----------------|-----------------|-----------------|-----------------|-----------------|-----------------|-----------------|-----------------|
| | | ♀ 13W C4-4-E | ♀ 13W C4-4-G | ♀ 13W C4-5-A | ♀ 13W C4-5-C | ♀ 13W C4-5-E | ♀ 13W C4-5-G | ♀ 13W C4-6-A | ♀ 13W C4-6-C | ♀ 13W C4-6-E | ♀ 13W C4-6-G |
| Cultivation | <i>Corynebacterium kutscheri</i> | 0 / 1 | 0 / 1 | 0 / 1 | 0 / 1 | 0 / 1 | 0 / 1 | 0 / 1 | 0 / 1 | 0 / 1 | 0 / 1 |
| | <i>Mycoplasma pulmonis</i> | 0 / 1 | 0 / 1 | 0 / 1 | 0 / 1 | 0 / 1 | 0 / 1 | 0 / 1 | 0 / 1 | 0 / 1 | 0 / 1 |
| | <i>Salmonella</i> spp. | 0 / 1 | 0 / 1 | 0 / 1 | 0 / 1 | 0 / 1 | 0 / 1 | 0 / 1 | 0 / 1 | 0 / 1 | 0 / 1 |
| Serology | <i>Clostridium piliforme</i> | 0 / 1 | 0 / 1 | 0 / 1 | 0 / 1 | 0 / 1 | 0 / 1 | 0 / 1 | 0 / 1 | 0 / 1 | 0 / 1 |
| | Ectromelia virus | 0 / 1 | 0 / 1 | 0 / 1 | 0 / 1 | 0 / 1 | 0 / 1 | 0 / 1 | 0 / 1 | 0 / 1 | 0 / 1 |
| | LCM virus | 0 / 1 | 0 / 1 | 0 / 1 | 0 / 1 | 0 / 1 | 0 / 1 | 0 / 1 | 0 / 1 | 0 / 1 | 0 / 1 |
| | Mouse hepatitis virus | 0 / 1 | 0 / 1 | 0 / 1 | 0 / 1 | 0 / 1 | 0 / 1 | 0 / 1 | 0 / 1 | 0 / 1 | 0 / 1 |
| | <i>Mycoplasma pulmonis</i> | 0 / 1 | 0 / 1 | 0 / 1 | 0 / 1 | 0 / 1 | 0 / 1 | 0 / 1 | 0 / 1 | 0 / 1 | 0 / 1 |
| | Sendai virus | 0 / 1 | 0 / 1 | 0 / 1 | 0 / 1 | 0 / 1 | 0 / 1 | 0 / 1 | 0 / 1 | 0 / 1 | 0 / 1 |
| Microscopy | Ectoparasites | 0 / 1 | 0 / 1 | 0 / 1 | 0 / 1 | 0 / 1 | 0 / 1 | 0 / 1 | 0 / 1 | 0 / 1 | 0 / 1 |
| | Intestinal protozoa | 0 / 1 | 0 / 1 | 0 / 1 | 0 / 1 | 0 / 1 | 0 / 1 | 0 / 1 | 0 / 1 | 0 / 1 | 0 / 1 |
| | Pinworm | 0 / 1 | 0 / 1 | 0 / 1 | 0 / 1 | 0 / 1 | 0 / 1 | 0 / 1 | 0 / 1 | 0 / 1 | 0 / 1 |
| Gross lesion | | 0 / 1 | 0 / 1 | 0 / 1 | 0 / 1 | 0 / 1 | 0 / 1 | 0 / 1 | 0 / 1 | 0 / 1 | 0 / 1 |

ICLAS Monitoring Center
 Central Institute for Experimental Animals
 3-25-12 Tonomachi, Kawasaki-ku, Kawasaki 210-0821, JAPAN
 Tel. 81-44-201-8525 Fax. 81-44-201-8526



Nobuhito Hayashimoto, D.V.M., Ph.D., DJCLAM, MBA


HEALTH CERTIFICATE

Date: September 08, 2020

Examination No:20J988

| Animals Pathogens | | ICR | ICR | ICR | ICR | ICR | ICR | ICR | ICR | ICR | |
|----------------------|----------------------------------|-----------------|-----------------|-----------------|-----------------|-----------------|-----------------|-----------------|-----------------|-----------------|--|
| | | ♀ 13W C4-7-A | ♀ 13W C4-7-C | ♀ 13W C4-7-E | ♀ 13W C4-7-G | ♀ 13W C4-8-A | ♀ 13W C4-8-C | ♀ 13W C4-8-E | ♀ 13W C4-8-G | ♀ 13W C4-8-I | |
| Cultivation | <i>Corynebacterium kutscheri</i> | 0 / 1 | 0 / 1 | 0 / 1 | 0 / 1 | 0 / 1 | 0 / 1 | 0 / 1 | 0 / 1 | 0 / 1 | |
| | <i>Mycoplasma pulmonis</i> | 0 / 1 | 0 / 1 | 0 / 1 | 0 / 1 | 0 / 1 | 0 / 1 | 0 / 1 | 0 / 1 | 0 / 1 | |
| | <i>Salmonella</i> spp. | 0 / 1 | 0 / 1 | 0 / 1 | 0 / 1 | 0 / 1 | 0 / 1 | 0 / 1 | 0 / 1 | 0 / 1 | |
| Serology | <i>Clostridium piliforme</i> | 0 / 1 | 0 / 1 | 0 / 1 | 0 / 1 | 0 / 1 | 0 / 1 | 0 / 1 | 0 / 1 | 0 / 1 | |
| | Ectromelia virus | 0 / 1 | 0 / 1 | 0 / 1 | 0 / 1 | 0 / 1 | 0 / 1 | 0 / 1 | 0 / 1 | 0 / 1 | |
| | LCM virus | 0 / 1 | 0 / 1 | 0 / 1 | 0 / 1 | 0 / 1 | 0 / 1 | 0 / 1 | 0 / 1 | 0 / 1 | |
| | Mouse hepatitis virus | 0 / 1 | 0 / 1 | 0 / 1 | 0 / 1 | 0 / 1 | 0 / 1 | 0 / 1 | 0 / 1 | 0 / 1 | |
| | <i>Mycoplasma pulmonis</i> | 0 / 1 | 0 / 1 | 0 / 1 | 0 / 1 | 0 / 1 | 0 / 1 | 0 / 1 | 0 / 1 | 0 / 1 | |
| | Sendai virus | 0 / 1 | 0 / 1 | 0 / 1 | 0 / 1 | 0 / 1 | 0 / 1 | 0 / 1 | 0 / 1 | 0 / 1 | |
| Microscopy | Ectoparasites | 0 / 1 | 0 / 1 | 0 / 1 | 0 / 1 | 0 / 1 | 0 / 1 | 0 / 1 | 0 / 1 | 0 / 1 | |
| | Intestinal protozoa | 0 / 1 | 0 / 1 | 0 / 1 | 0 / 1 | 0 / 1 | 0 / 1 | 0 / 1 | 0 / 1 | 0 / 1 | |
| | Pinworm | 0 / 1 | 0 / 1 | 0 / 1 | 0 / 1 | 0 / 1 | 0 / 1 | 0 / 1 | 0 / 1 | 0 / 1 | |
| | Gross lesion | 0 / 1 | 0 / 1 | 0 / 1 | 0 / 1 | 0 / 1 | 0 / 1 | 0 / 1 | 0 / 1 | 0 / 1 | |

ICLAS Monitoring Center
 Central Institute for Experimental Animals
 3-25-12 Tonomachi, Kawasaki-ku, Kawasaki 210-0821, JAPAN
 Tel. 81-44-201-8525 Fax. 81-44-201-8526



Nobuhito Hayashimoto, D.V.M., Ph.D., DJCLAM, MBA