

Facility: Immunology Frontier Research Center, Osaka University


**HEALTH CERTIFICATE**

Date: May 31, 2016

Examination No:16Q397

Pathogens	Animals	ICR	ICR	ICR	ICR	ICR	ICR	ICR	ICR	ICR	ICR	
		♀ 26W	♀ 26W	♀ 26W	♀ 26W	♀ 26W	♀ 26W	♀ 26W	♀ 26W	♀ 26W	♀ 26W	♀ 26W
		C3-0-A	C3-0-C	C3-0-E	C3-0-G	C3-1-A	C3-1-C	C3-1-E	C3-1-G	C3-2-A	C3-2-C	
Cultivation	<i>Citrobacter rodentium</i>	0 / 1	0 / 1	0 / 1	0 / 1	0 / 1	0 / 1	0 / 1	0 / 1	0 / 1	0 / 1	
	<i>Gorynebacterium kutscheri</i>	0 / 1	0 / 1	0 / 1	0 / 1	0 / 1	0 / 1	0 / 1	0 / 1	0 / 1	0 / 1	
	<i>Mycoplasma pulmonis</i>	0 / 1	0 / 1	0 / 1	0 / 1	0 / 1	0 / 1	0 / 1	0 / 1	0 / 1	0 / 1	
	<i>Pasteurella pneumotropica</i>	0 / 1	0 / 1	0 / 1	0 / 1	0 / 1	0 / 1	0 / 1	0 / 1	0 / 1	0 / 1	
	<i>Salmonella</i> spp.	0 / 1	0 / 1	0 / 1	0 / 1	0 / 1	0 / 1	0 / 1	0 / 1	0 / 1	0 / 1	
Serology	<i>Clostridium piliforme</i>	0 / 1	0 / 1	0 / 1	0 / 1	0 / 1	0 / 1	0 / 1	0 / 1	0 / 1	0 / 1	
	Ectromelia virus	0 / 1	0 / 1	0 / 1	0 / 1	0 / 1	0 / 1	0 / 1	0 / 1	0 / 1	0 / 1	
	LCM virus	0 / 1	0 / 1	0 / 1	0 / 1	0 / 1	0 / 1	0 / 1	0 / 1	0 / 1	0 / 1	
	Mouse hepatitis virus	0 / 1	0 / 1	0 / 1	0 / 1	0 / 1	0 / 1	0 / 1	0 / 1	0 / 1	0 / 1	
	<i>Mycoplasma pulmonis</i>	0 / 1	0 / 1	0 / 1	0 / 1	0 / 1	0 / 1	0 / 1	0 / 1	0 / 1	0 / 1	
	Sendai virus	0 / 1	0 / 1	0 / 1	0 / 1	0 / 1	0 / 1	0 / 1	0 / 1	0 / 1	0 / 1	
Microscopy	Ectoparasites	0 / 1	0 / 1	0 / 1	0 / 1	0 / 1	0 / 1	0 / 1	0 / 1	0 / 1	0 / 1	
	Intestinal protozoa	0 / 1	0 / 1	0 / 1	0 / 1	0 / 1	0 / 1	0 / 1	0 / 1	0 / 1	0 / 1	
	Pinworm	0 / 1	0 / 1	0 / 1	0 / 1	0 / 1	0 / 1	0 / 1	0 / 1	0 / 1	0 / 1	
PCR	<i>Helicobacter bilis</i>	0 / 1	0 / 1	0 / 1	0 / 1	0 / 1	0 / 1	0 / 1	0 / 1	0 / 1	0 / 1	
	<i>Helicobacter hepaticus</i>	0 / 1	0 / 1	0 / 1	0 / 1	0 / 1	0 / 1	0 / 1	0 / 1	0 / 1	0 / 1	
Serology	Murine Norovirus	0 / 1	0 / 1	0 / 1	0 / 1	0 / 1	0 / 1	0 / 1	0 / 1	0 / 1	0 / 1	
	Gross lesion	0 / 1	0 / 1	0 / 1	0 / 1	0 / 1	0 / 1	0 / 1	0 / 1	0 / 1	0 / 1	

ICLAS Monitoring Center  
 Central Institute for Experimental Animals  
 3-25-12 Tonomachi, Kawasaki-ku, Kawasaki 210-0821, JAPAN  
 Tel. 81-44-201-8525 Fax. 81-44-201-8526

  
 Nobuhito Hayashimoto, D.V.M., Ph.D., DJCLAM, MBA

Facility: Immunology Frontier Research Center, Osaka University


**HEALTH CERTIFICATE**

Date: May 31, 2016

Examination No:16Q397

Pathogens		Animals									
		ICR ♀ 26W C3-2-E	ICR ♀ 26W C3-2-G	ICR ♀ 26W C3-5-A	ICR ♀ 26W C3-5-C	ICR ♀ 26W C3-5-E	ICR ♀ 26W C3-5-G	ICR ♀ 26W C3-6-A	ICR ♀ 26W C3-6-C	ICR ♀ 26W C3-6-E	ICR ♀ 26W C3-8-A
Cultivation	<i>Citrobacter rodentium</i>	0 / 1	0 / 1	0 / 1	0 / 1	0 / 1	0 / 1	0 / 1	0 / 1	0 / 1	0 / 1
	<i>Gorynebacterium kutscheri</i>	0 / 1	0 / 1	0 / 1	0 / 1	0 / 1	0 / 1	0 / 1	0 / 1	0 / 1	0 / 1
	<i>Mycoplasma pulmonis</i>	0 / 1	0 / 1	0 / 1	0 / 1	0 / 1	0 / 1	0 / 1	0 / 1	0 / 1	0 / 1
	<i>Pasteurella pneumotropica</i>	0 / 1	0 / 1	0 / 1	0 / 1	0 / 1	0 / 1	0 / 1	0 / 1	0 / 1	0 / 1
	<i>Salmonella</i> spp.	0 / 1	0 / 1	0 / 1	0 / 1	0 / 1	0 / 1	0 / 1	0 / 1	0 / 1	0 / 1
Serology	<i>Clostridium piliforme</i>	0 / 1	0 / 1	0 / 1	0 / 1	0 / 1	0 / 1	0 / 1	0 / 1	0 / 1	0 / 1
	Ectromelia virus	0 / 1	0 / 1	0 / 1	0 / 1	0 / 1	0 / 1	0 / 1	0 / 1	0 / 1	0 / 1
	LCM virus	0 / 1	0 / 1	0 / 1	0 / 1	0 / 1	0 / 1	0 / 1	0 / 1	0 / 1	0 / 1
	Mouse hepatitis virus	0 / 1	0 / 1	0 / 1	0 / 1	0 / 1	0 / 1	0 / 1	0 / 1	0 / 1	0 / 1
	<i>Mycoplasma pulmonis</i>	0 / 1	0 / 1	0 / 1	0 / 1	0 / 1	0 / 1	0 / 1	0 / 1	0 / 1	0 / 1
	Sendai virus	0 / 1	0 / 1	0 / 1	0 / 1	0 / 1	0 / 1	0 / 1	0 / 1	0 / 1	0 / 1
Microscopy	Ectoparasites	0 / 1	0 / 1	0 / 1	0 / 1	0 / 1	0 / 1	0 / 1	0 / 1	0 / 1	0 / 1
	Intestinal protozoa	0 / 1	0 / 1	0 / 1	0 / 1	0 / 1	0 / 1	0 / 1	0 / 1	0 / 1	0 / 1
	Pinworm	0 / 1	0 / 1	0 / 1	0 / 1	0 / 1	0 / 1	0 / 1	0 / 1	0 / 1	0 / 1
PCR	<i>Helicobacter bilis</i>	0 / 1	0 / 1	0 / 1	0 / 1	0 / 1	0 / 1	0 / 1	0 / 1	0 / 1	0 / 1
	<i>Helicobacter hepaticus</i>	0 / 1	0 / 1	0 / 1	0 / 1	0 / 1	0 / 1	0 / 1	0 / 1	0 / 1	0 / 1
Serology	Murine Norovirus	0 / 1	0 / 1	0 / 1	0 / 1	0 / 1	0 / 1	0 / 1	0 / 1	0 / 1	0 / 1
	Gross lesion	0 / 1	0 / 1	0 / 1	0 / 1	0 / 1	0 / 1	0 / 1	0 / 1	0 / 1	0 / 1

ICLAS Monitoring Center  
 Central Institute for Experimental Animals  
 3-25-12 Tonomachi, Kawasaki-ku, Kawasaki 210-0821, JAPAN  
 Tel. 81-44-201-8525 Fax. 81-44-201-8526

  
 Nobuhito Hayashimoto, D.V.M., Ph.D., DJCLAM, MBA

Facility: Immunology Frontier Research Center, Osaka University


**HEALTH CERTIFICATE**

Date: May 31, 2016

Examination No:16Q397

Pathogens	Animals	ICR		ICR		ICR							
		♀	26W	♀	26W	♀	26W						
		C3-8-B		C3-8-C		C3-8-D							
Cultivation	<i>Citrobacter rodentium</i>	0	1	0	1	0	1						
	<i>Corynebacterium kutscheri</i>	0	1	0	1	0	1						
	<i>Mycoplasma pulmonis</i>	0	1	0	1	0	1						
	<i>Pasteurella pneumotropica</i>	0	1	0	1	0	1						
	<i>Salmonella</i> spp.	0	1	0	1	0	1						
Serology	<i>Glostridium piliforme</i>	0	1	0	1	0	1						
	Ectromelia virus	0	1	0	1	0	1						
	LCM virus	0	1	0	1	0	1						
	Mouse hepatitis virus	0	1	0	1	0	1						
	<i>Mycoplasma pulmonis</i>	0	1	0	1	0	1						
	Sendai virus	0	1	0	1	0	1						
Microscopy	Ectoparasites	0	1	0	1	0	1						
	Intestinal protozoa	0	1	0	1	0	1						
	Pinworm	0	1	0	1	0	1						
PCR	<i>Helicobacter bilis</i>	0	1	0	1	0	1						
	<i>Helicobacter hepaticus</i>	0	1	0	1	0	1						
Serology	Murine Norovirus	0	1	0	1	0	1						
	Gross lesion	0	1	0	1	0	1						

ICLAS Monitoring Center  
 Central Institute for Experimental Animals  
 3-25-12 Tonomachi, Kawasaki-ku, Kawasaki 210-0821, JAPAN  
 Tel. 81-44-201-8525 Fax. 81-44-201-8526

  
 Nobuhito Hayashimoto, D.V.M., Ph.D., DJCLAM, MBA