

Facility: Immunology Frontier Research Center, Osaka University


Date: June 03, 2014

Examination No:14B720

HEALTH CERTIFICATE

Animals Pathogens		ICR	ICR	ICR	ICR	ICR	ICR	ICR	ICR	ICR	ICR
		♀ 28W C3-0-A	♀ 28W C3-0-C	♀ 28W C3-0-E	♀ 28W C3-0-G	♀ 28W C3-1-A	♀ 28W C3-1-C	♀ 28W C3-1-E	♀ 28W C3-1-G	♀ 28W C3-2-A	♀ 28W C3-2-C
Cultivation	<i>Citrobacter rodentium</i>	0 / 1	0 / 1	0 / 1	0 / 1	0 / 1	0 / 1	0 / 1	0 / 1	0 / 1	0 / 1
	<i>Corynebacterium kutscheri</i>	0 / 1	0 / 1	0 / 1	0 / 1	0 / 1	0 / 1	0 / 1	0 / 1	0 / 1	0 / 1
	<i>Mycoplasma pulmonis</i>	0 / 1	0 / 1	0 / 1	0 / 1	0 / 1	0 / 1	0 / 1	0 / 1	0 / 1	0 / 1
	<i>Pasteurella pneumotropica</i>	0 / 1	0 / 1	0 / 1	0 / 1	0 / 1	0 / 1	0 / 1	0 / 1	0 / 1	0 / 1
	<i>Salmonella</i> spp.	0 / 1	0 / 1	0 / 1	0 / 1	0 / 1	0 / 1	0 / 1	0 / 1	0 / 1	0 / 1
Serology	<i>Clostridium piliforme</i>	0 / 1	0 / 1	0 / 1	0 / 1	0 / 1	0 / 1	0 / 1	0 / 1	0 / 1	0 / 1
	Ectromelia virus	0 / 1	0 / 1	0 / 1	0 / 1	0 / 1	0 / 1	0 / 1	0 / 1	0 / 1	0 / 1
	LCM virus	0 / 1	0 / 1	0 / 1	0 / 1	0 / 1	0 / 1	0 / 1	0 / 1	0 / 1	0 / 1
	Mouse hepatitis virus	0 / 1	0 / 1	0 / 1	0 / 1	0 / 1	0 / 1	0 / 1	0 / 1	0 / 1	0 / 1
	<i>Mycoplasma pulmonis</i>	0 / 1	0 / 1	0 / 1	0 / 1	0 / 1	0 / 1	0 / 1	0 / 1	0 / 1	0 / 1
	Sendai virus	0 / 1	0 / 1	0 / 1	0 / 1	0 / 1	0 / 1	0 / 1	0 / 1	0 / 1	0 / 1
Microscopy	Ectoparasites	0 / 1	0 / 1	0 / 1	0 / 1	0 / 1	0 / 1	0 / 1	0 / 1	0 / 1	0 / 1
	Intestinal protozoa	0 / 1	0 / 1	0 / 1	0 / 1	0 / 1	0 / 1	0 / 1	0 / 1	0 / 1	0 / 1
	Pinworm	0 / 1	0 / 1	0 / 1	0 / 1	0 / 1	0 / 1	0 / 1	0 / 1	0 / 1	0 / 1
Gross lesion		0 / 1	0 / 1	0 / 1	0 / 1	0 / 1	0 / 1	0 / 1	0 / 1	0 / 1	0 / 1

ICLAS Monitoring Center
 Central Institute for Experimental Animals
 3-25-12 Tonomachi, Kawasaki-ku, Kawasaki 210-0821, JAPAN
 Tel. 81-44-201-8525 Fax. 81-44-201-8526


 Nobuhito Hayashimoto, D.V.M., Ph.D., DJCLAM

Facility: Immunology Frontier Research Center, Osaka University


Date: June 03, 2014

Examination No:14B720

HEALTH CERTIFICATE

Animals Pathogens		ICR	ICR	ICR	ICR	ICR	ICR	ICR	ICR	ICR	ICR
		♀ 28W C3-2-E	♀ 28W C3-2-G	♀ 28W C3-3-A	♀ 28W C3-3-C	♀ 28W C3-3-E	♀ 28W C3-3-G	♀ 28W C3-4-A	♀ 28W C3-4-C	♀ 28W C3-4-E	♀ 28W C3-4-G
Cultivation	<i>Citrobacter rodentium</i>	0 / 1	0 / 1	0 / 1	0 / 1	0 / 1	0 / 1	0 / 1	0 / 1	0 / 1	0 / 1
	<i>Corynebacterium kutscheri</i>	0 / 1	0 / 1	0 / 1	0 / 1	0 / 1	0 / 1	0 / 1	0 / 1	0 / 1	0 / 1
	<i>Mycoplasma pulmonis</i>	0 / 1	0 / 1	0 / 1	0 / 1	0 / 1	0 / 1	0 / 1	0 / 1	0 / 1	0 / 1
	<i>Pasteurella pneumotropica</i>	0 / 1	0 / 1	0 / 1	0 / 1	0 / 1	0 / 1	0 / 1	0 / 1	0 / 1	0 / 1
	<i>Salmonella</i> spp.	0 / 1	0 / 1	0 / 1	0 / 1	0 / 1	0 / 1	0 / 1	0 / 1	0 / 1	0 / 1
Serology	<i>Clostridium piliforme</i>	0 / 1	0 / 1	0 / 1	0 / 1	0 / 1	0 / 1	0 / 1	0 / 1	0 / 1	0 / 1
	Ectromelia virus	0 / 1	0 / 1	0 / 1	0 / 1	0 / 1	0 / 1	0 / 1	0 / 1	0 / 1	0 / 1
	LCM virus	0 / 1	0 / 1	0 / 1	0 / 1	0 / 1	0 / 1	0 / 1	0 / 1	0 / 1	0 / 1
	Mouse hepatitis virus	0 / 1	0 / 1	0 / 1	0 / 1	0 / 1	0 / 1	0 / 1	0 / 1	0 / 1	0 / 1
	<i>Mycoplasma pulmonis</i>	0 / 1	0 / 1	0 / 1	0 / 1	0 / 1	0 / 1	0 / 1	0 / 1	0 / 1	0 / 1
Microscopy	Sendai virus	0 / 1	0 / 1	0 / 1	0 / 1	0 / 1	0 / 1	0 / 1	0 / 1	0 / 1	0 / 1
	Ectoparasites	0 / 1	0 / 1	0 / 1	0 / 1	0 / 1	0 / 1	0 / 1	0 / 1	0 / 1	0 / 1
	Intestinal protozoa	0 / 1	0 / 1	0 / 1	0 / 1	0 / 1	0 / 1	0 / 1	0 / 1	0 / 1	0 / 1
	Pinworm	0 / 1	0 / 1	0 / 1	0 / 1	0 / 1	0 / 1	0 / 1	0 / 1	0 / 1	0 / 1
	Gross lesion	0 / 1	0 / 1	0 / 1	0 / 1	0 / 1	0 / 1	0 / 1	0 / 1	0 / 1	0 / 1

ICLAS Monitoring Center
 Central Institute for Experimental Animals
 3-25-12 Tonomachi, Kawasaki-ku, Kawasaki 210-0821, JAPAN
 Tel. 81-44-201-8525 Fax. 81-44-201-8526



Nobuhito Hayashimoto, D.V.M., Ph.D., DJCLAM

Facility: Immunology Frontier Research Center, Osaka University


Date: June 03, 2014

Examination No:14B720

HEALTH CERTIFICATE

Animals Pathogens		ICR	ICR	ICR	ICR	ICR	ICR	ICR	ICR	ICR
		♀ 28W C3-5-A	♀ 28W C3-5-C	♀ 28W C3-5-E	♀ 28W C3-5-G	♀ 28W C3-6-A	♀ 28W C3-6-C	♀ 28W C3-6-E	♀ 28W C3-6-G	♀ 28W C3-7-A
Cultivation	<i>Citrobacter rodentium</i>	0 / 1	0 / 1	0 / 1	0 / 1	0 / 1	0 / 1	0 / 1	0 / 1	0 / 1
	<i>Corynebacterium kutscheri</i>	0 / 1	0 / 1	0 / 1	0 / 1	0 / 1	0 / 1	0 / 1	0 / 1	0 / 1
	<i>Mycoplasma pulmonis</i>	0 / 1	0 / 1	0 / 1	0 / 1	0 / 1	0 / 1	0 / 1	0 / 1	0 / 1
	<i>Pasteurella pneumotropica</i>	0 / 1	0 / 1	0 / 1	0 / 1	0 / 1	0 / 1	0 / 1	0 / 1	0 / 1
	<i>Salmonella</i> spp.	0 / 1	0 / 1	0 / 1	0 / 1	0 / 1	0 / 1	0 / 1	0 / 1	0 / 1
Serology	<i>Clostridium piliforme</i>	0 / 1	0 / 1	0 / 1	0 / 1	0 / 1	0 / 1	0 / 1	0 / 1	0 / 1
	Ectromelia virus	0 / 1	0 / 1	0 / 1	0 / 1	0 / 1	0 / 1	0 / 1	0 / 1	0 / 1
	LCM virus	0 / 1	0 / 1	0 / 1	0 / 1	0 / 1	0 / 1	0 / 1	0 / 1	0 / 1
	Mouse hepatitis virus	0 / 1	0 / 1	0 / 1	0 / 1	0 / 1	0 / 1	0 / 1	0 / 1	0 / 1
	<i>Mycoplasma pulmonis</i>	0 / 1	0 / 1	0 / 1	0 / 1	0 / 1	0 / 1	0 / 1	0 / 1	0 / 1
	Sendai virus	0 / 1	0 / 1	0 / 1	0 / 1	0 / 1	0 / 1	0 / 1	0 / 1	0 / 1
Microscopy	Ectoparasites	0 / 1	0 / 1	0 / 1	0 / 1	0 / 1	0 / 1	0 / 1	0 / 1	0 / 1
	Intestinal protozoa	0 / 1	0 / 1	0 / 1	0 / 1	0 / 1	0 / 1	0 / 1	0 / 1	0 / 1
	Pinworm	0 / 1	0 / 1	0 / 1	0 / 1	0 / 1	0 / 1	0 / 1	0 / 1	0 / 1
	Gross lesion	0 / 1	0 / 1	0 / 1	0 / 1	0 / 1	0 / 1	0 / 1	0 / 1	0 / 1

ICLAS Monitoring Center
 Central Institute for Experimental Animals
 3-25-12 Tonomachi, Kawasaki-ku, Kawasaki 210-0821, JAPAN
 Tel. 81-44-201-8525 Fax. 81-44-201-8526


 Nobuhito Hayashimoto, D.V.M., Ph.D., DJCLAM

Facility: Immunology Frontier Research Center, Osaka University


HEALTH CERTIFICATE

Date: June 03, 2014

Examination No:14B720

Animals Pathogens		ICR	ICR	ICR	ICR	ICR	ICR	ICR			
		♀ 28W C3-7-E	♀ 28W C3-7-G	♀ 28W C3-8-A	♀ 28W C3-8-C	♀ 28W C3-8-E	♀ 28W C3-8-G	♀ 28W C3-8-I			
Cultivation	<i>Citrobacter rodentium</i>	0 / 1	0 / 1	0 / 1	0 / 1	0 / 1	0 / 1	0 / 1			
	<i>Corynebacterium kutscheri</i>	0 / 1	0 / 1	0 / 1	0 / 1	0 / 1	0 / 1	0 / 1			
	<i>Mycoplasma pulmonis</i>	0 / 1	0 / 1	0 / 1	0 / 1	0 / 1	0 / 1	0 / 1			
	<i>Pasteurella pneumotropica</i>	0 / 1	0 / 1	0 / 1	0 / 1	0 / 1	0 / 1	0 / 1			
	<i>Salmonella</i> spp.	0 / 1	0 / 1	0 / 1	0 / 1	0 / 1	0 / 1	0 / 1			
Serology	<i>Clostridium piliforme</i>	0 / 1	0 / 1	0 / 1	0 / 1	0 / 1	0 / 1	0 / 1			
	Ectromelia virus	0 / 1	0 / 1	0 / 1	0 / 1	0 / 1	0 / 1	0 / 1			
	LCM virus	0 / 1	0 / 1	0 / 1	0 / 1	0 / 1	0 / 1	0 / 1			
	Mouse hepatitis virus	0 / 1	0 / 1	0 / 1	0 / 1	0 / 1	0 / 1	0 / 1			
	<i>Mycoplasma pulmonis</i>	0 / 1	0 / 1	0 / 1	0 / 1	0 / 1	0 / 1	0 / 1			
	Sendai virus	0 / 1	0 / 1	0 / 1	0 / 1	0 / 1	0 / 1	0 / 1			
Microscopy	Ectoparasites	0 / 1	0 / 1	0 / 1	0 / 1	0 / 1	0 / 1	0 / 1			
	Intestinal protozoa	0 / 1	0 / 1	0 / 1	0 / 1	0 / 1	0 / 1	0 / 1			
	Pinworm	0 / 1	0 / 1	0 / 1	0 / 1	0 / 1	0 / 1	0 / 1			
	Gross lesion	0 / 1	0 / 1	0 / 1	0 / 1	0 / 1	0 / 1	0 / 1			

ICLAS Monitoring Center
 Central Institute for Experimental Animals
 3-25-12 Tonomachi, Kawasaki-ku, Kawasaki 210-0821, JAPAN
 Tel. 81-44-201-8525 Fax. 81-44-201-8526


 Nobuhito Hayashimoto, D.V.M., Ph.D., DJCLAM