

Facility: Animal Resource Centre for Infectious Diseases, Immunology Frontier Research Center, Osaka University

HEALTH CERTIFICATE

Date: December 05, 2017

Examination No:171330

Pathogens	Animals	ICR		ICR		ICR		ICR		ICR		
		♀	30W	♀	30W	♀	30W	♀	30W	♀	30W	
		C4-0-A	C4-0-B	C4-0-C	C4-0-D	C4-0-E	C4-1-A	C4-1-B	C4-1-C	C4-1-G		
Cultivation	<i>Citrobacter rodentium</i>	0 / 1	0 / 1	0 / 1	0 / 1	0 / 1	0 / 1	0 / 1	0 / 1	0 / 1		
	<i>Corynebacterium kutscheri</i>	0 / 1	0 / 1	0 / 1	0 / 1	0 / 1	0 / 1	0 / 1	0 / 1	0 / 1		
	<i>Mycoplasma pulmonis</i>	0 / 1	0 / 1	0 / 1	0 / 1	0 / 1	0 / 1	0 / 1	0 / 1	0 / 1		
	<i>Pasteurella pneumotropica</i>	0 / 1	0 / 1	0 / 1	0 / 1	0 / 1	0 / 1	0 / 1	0 / 1	0 / 1		
	<i>Salmonella</i> spp.	0 / 1	0 / 1	0 / 1	0 / 1	0 / 1	0 / 1	0 / 1	0 / 1	0 / 1		
Serology	<i>Clostridium piliforme</i>	0 / 1	0 / 1	0 / 1	0 / 1	0 / 1	0 / 1	0 / 1	0 / 1	0 / 1		
	Ectromelia virus	0 / 1	0 / 1	0 / 1	0 / 1	0 / 1	0 / 1	0 / 1	0 / 1	0 / 1		
	LCM virus	0 / 1	0 / 1	0 / 1	0 / 1	0 / 1	0 / 1	0 / 1	0 / 1	0 / 1		
	Mouse hepatitis virus	0 / 1	0 / 1	0 / 1	0 / 1	0 / 1	0 / 1	0 / 1	0 / 1	0 / 1		
	<i>Mycoplasma pulmonis</i>	0 / 1	0 / 1	0 / 1	0 / 1	0 / 1	0 / 1	0 / 1	0 / 1	0 / 1		
	Sendai virus	0 / 1	0 / 1	0 / 1	0 / 1	0 / 1	0 / 1	0 / 1	0 / 1	0 / 1		
Microscopy	Ectoparasites	0 / 1	0 / 1	0 / 1	0 / 1	0 / 1	0 / 1	0 / 1	0 / 1	0 / 1		
	Intestinal protozoa	0 / 1	0 / 1	0 / 1	0 / 1	0 / 1	0 / 1	0 / 1	0 / 1	0 / 1		
	Pinworm	0 / 1	0 / 1	0 / 1	0 / 1	0 / 1	0 / 1	0 / 1	0 / 1	0 / 1		
PCR	<i>Helicobacter bilis</i>	0 / 1	0 / 1	0 / 1	0 / 1	0 / 1	0 / 1	0 / 1	0 / 1	0 / 1		
	<i>Helicobacter hepaticus</i>	0 / 1	0 / 1	0 / 1	0 / 1	0 / 1	0 / 1	0 / 1	0 / 1	0 / 1		
Serology	Murine Norovirus	0 / 1	0 / 1	0 / 1	0 / 1	0 / 1	0 / 1	0 / 1	0 / 1	0 / 1		
	Gross lesion	0 / 1	0 / 1	0 / 1	0 / 1	0 / 1	0 / 1	0 / 1	0 / 1	0 / 1		

ICLAS Monitoring Center
 Central Institute for Experimental Animals
 3-25-12 Tonomachi, Kawasaki-ku, Kawasaki 210-0821, JAPAN
 Tel. 81-44-201-8525 Fax. 81-44-201-8526



Nobuhito Hayashimoto, D.V.M., Ph.D., DJCLAM, MBA

Facility: Animal Resource Centre for Infectious Diseases, Immunology Frontier Research Center, Osaka University


HEALTH CERTIFICATE

Date: December 05, 2017

Examination No:171330

Animals Pathogens		ICR		ICR		ICR		ICR		ICR		ICR		ICR		ICR			
		♀	30W	♀	30W	♀	30W	♀	30W	♀	30W	♀	30W	♀	30W	♀	30W		
		C4-0-A		C4-0-B		C4-0-C		C4-0-D		C4-0-E		C4-1-A		C4-1-B		C4-1-C		C4-1-G	
Cultivation	<i>Pseudomonas aeruginosa</i>	0	/ 1	0	/ 1	0	/ 1	0	/ 1	0	/ 1	0	/ 1	0	/ 1	0	/ 1	0	/ 1
	<i>Staphylococcus aureus</i>	0	/ 1	0	/ 1	1	/ 1	0	/ 1	0	/ 1	0	/ 1	0	/ 1	0	/ 1	0	/ 1
PCR	<i>Pneumocystis murina</i>	0	/ 1	0	/ 1	0	/ 1	0	/ 1	0	/ 1	0	/ 1	0	/ 1	0	/ 1	0	/ 1
	Gross lesion	0	/ 1	0	/ 1	0	/ 1	0	/ 1	0	/ 1	0	/ 1	0	/ 1	0	/ 1	0	/ 1

ICLAS Monitoring Center
 Central Institute for Experimental Animals
 3-25-12 Tonomachi, Kawasaki-ku, Kawasaki 210-0821, JAPAN
 Tel. 81-44-201-8525 Fax. 81-44-201-8526




Nobuhito Hayashimoto, D.V.M., Ph.D., DJCLAM, MBA

HEALTH CERTIFICATE

Animals		ICR	♀	30W															
Pathogens																			
Cultivation	<i>Corynebacterium kutscheri</i>	0 / 1																	
	<i>Mycoplasma pulmonis</i>	0 / 1																	
	<i>Salmonella</i> spp.	0 / 1																	
Serology	<i>Clostridium piliforme</i>	0 / 1																	
	Ectromelia virus	0 / 1																	
	LCM virus	0 / 1																	
	Mouse hepatitis virus	0 / 1																	
	<i>Mycoplasma pulmonis</i>	0 / 1																	
	Sendai virus	0 / 1																	
Microscopy	Ectoparasites	0 / 1																	
	Intestinal protozoa	0 / 1																	
	Pinworm	0 / 1																	
	Gross lesion	0 / 1																	

ICLAS Monitoring Center
 Central Institute for Experimental Animals
 3-25-12 Tonomachi, Kawasaki-ku, Kawasaki 210-0821, JAPAN
 Tel. 81-44-201-8525 Fax. 81-44-201-8526



Nobuhito Hayashimoto, D.V.M., Ph.D., DJCLAM, MBA

Facility: Animal Resource Centre for Infectious Diseases, Immunology Frontier Research Center, Osaka University


Date: December 05, 2017

Examination No:171336

HEALTH CERTIFICATE

Animals		Wistar									
		♀ 52W									
Pathogens		C4-9-1									
Cultivation	<i>Bordetella bronchiseptica</i>	0 / 1									
	<i>Corynebacterium kutscheri</i>	0 / 1									
	<i>Mycoplasma pulmonis</i>	0 / 1									
	<i>Salmonella</i> spp.	0 / 1									
Serology	<i>Clostridium piliforme</i>	0 / 1									
	Hantavirus	0 / 1									
	<i>Mycoplasma pulmonis</i>	0 / 1									
	Sendai virus	0 / 1									
	Sialodacryoadenitis virus	0 / 1									
Microscopy	Ectoparasites	0 / 1									
	Intestinal protozoa	0 / 1									
	Pinworm	0 / 1									
Serology	Ectromelia virus	0 / 1									
	LCM virus	0 / 1									
	Mouse hepatitis virus	0 / 1									
	Gross lesion	0 / 1									

ICLAS Monitoring Center
 Central Institute for Experimental Animals
 3-25-12 Tonomachi, Kawasaki-ku, Kawasaki 210-0821, JAPAN
 Tel. 81-44-201-8525 Fax. 81-44-201-8526


 Nobuhito Hayashimoto, D.V.M., Ph.D., DJCLAM, MBA