

Facility: Immunology Frontier Research Center, Osaka University


HEALTH CERTIFICATE

Date: December 08, 2015

Examination No:15L654

| Animals Pathogens | | ICR | ICR | ICR | ICR | ICR | ICR | ICR | ICR | ICR |
|----------------------|----------------------------------|-----------------|-----------------|-----------------|-----------------|-----------------|-----------------|-----------------|-----------------|-----------------|
| | | ♀ 29W C4-2-A | ♀ 29W C4-2-C | ♀ 29W C4-2-D | ♀ 29W C4-2-F | ♀ 29W C4-3-A | ♀ 29W C4-3-C | ♀ 29W C4-3-F | ♀ 29W C4-3-G | ♀ 29W C4-4-A |
| Cultivation | <i>Corynebacterium kutscheri</i> | 0 / 1 | 0 / 1 | 0 / 1 | 0 / 1 | 0 / 1 | 0 / 1 | 0 / 1 | 0 / 1 | 0 / 1 |
| | <i>Mycoplasma pulmonis</i> | 0 / 1 | 0 / 1 | 0 / 1 | 0 / 1 | 0 / 1 | 0 / 1 | 0 / 1 | 0 / 1 | 0 / 1 |
| | <i>Salmonella</i> spp. | 0 / 1 | 0 / 1 | 0 / 1 | 0 / 1 | 0 / 1 | 0 / 1 | 0 / 1 | 0 / 1 | 0 / 1 |
| Serology | <i>Clostridium piliforme</i> | 0 / 1 | 0 / 1 | 0 / 1 | 0 / 1 | 0 / 1 | 0 / 1 | 0 / 1 | 0 / 1 | 0 / 1 |
| | Ectromelia virus | 0 / 1 | 0 / 1 | 0 / 1 | 0 / 1 | 0 / 1 | 0 / 1 | 0 / 1 | 0 / 1 | 0 / 1 |
| | LCM virus | 0 / 1 | 0 / 1 | 0 / 1 | 0 / 1 | 0 / 1 | 0 / 1 | 0 / 1 | 0 / 1 | 0 / 1 |
| | Mouse hepatitis virus | 0 / 1 | 0 / 1 | 0 / 1 | 0 / 1 | 0 / 1 | 0 / 1 | 0 / 1 | 0 / 1 | 0 / 1 |
| | <i>Mycoplasma pulmonis</i> | 0 / 1 | 0 / 1 | 0 / 1 | 0 / 1 | 0 / 1 | 0 / 1 | 0 / 1 | 0 / 1 | 0 / 1 |
| | Sendai virus | 0 / 1 | 0 / 1 | 0 / 1 | 0 / 1 | 0 / 1 | 0 / 1 | 0 / 1 | 0 / 1 | 0 / 1 |
| Microscopy | Ectoparasites | 0 / 1 | 0 / 1 | 0 / 1 | 0 / 1 | 0 / 1 | 0 / 1 | 0 / 1 | 0 / 1 | 0 / 1 |
| | Intestinal protozoa | 0 / 1 | 0 / 1 | 0 / 1 | 0 / 1 | 0 / 1 | 0 / 1 | 0 / 1 | 0 / 1 | 0 / 1 |
| | Pinworm | 0 / 1 | 0 / 1 | 0 / 1 | 0 / 1 | 0 / 1 | 0 / 1 | 0 / 1 | 0 / 1 | 0 / 1 |
| | Gross lesion | 0 / 1 | 0 / 1 | 0 / 1 | 0 / 1 | 0 / 1 | 0 / 1 | 0 / 1 | 0 / 1 | 0 / 1 |

ICLAS Monitoring Center
 Central Institute for Experimental Animals
 3-25-12 Tonomachi, Kawasaki-ku, Kawasaki 210-0821, JAPAN
 Tel. 81-44-201-8525 Fax. 81-44-201-8526



Nobuhito Hayashimoto, D.V.M., Ph.D., DJCLAM, MBA

Facility: Immunology Frontier Research Center, Osaka University


HEALTH CERTIFICATE

Date: December 08, 2015

Examination No:15L654

| Animals Pathogens | | ICR | ICR | ICR | ICR | ICR | ICR | ICR | ICR | ICR | ICR | |
|----------------------|----------------------------------|--------|--------|--------|--------|--------|--------|--------|--------|--------|--------|-------|
| | | ♀ 29W | ♀ 29W | ♀ 29W | ♀ 29W | ♀ 29W | ♀ 29W | ♀ 29W | ♀ 29W | ♀ 29W | ♀ 29W | ♀ 29W |
| | | C4-4-C | C4-4-D | C4-4-E | C4-4-G | C4-5-A | C4-5-B | C4-5-C | C4-5-D | C4-5-E | C4-5-F | |
| Cultivation | <i>Corynebacterium kutscheri</i> | 0 / 1 | 0 / 1 | 0 / 1 | 0 / 1 | 0 / 1 | 0 / 1 | 0 / 1 | 0 / 1 | 0 / 1 | 0 / 1 | |
| | <i>Mycoplasma pulmonis</i> | 0 / 1 | 0 / 1 | 0 / 1 | 0 / 1 | 0 / 1 | 0 / 1 | 0 / 1 | 0 / 1 | 0 / 1 | 0 / 1 | |
| | <i>Salmonella</i> spp. | 0 / 1 | 0 / 1 | 0 / 1 | 0 / 1 | 0 / 1 | 0 / 1 | 0 / 1 | 0 / 1 | 0 / 1 | 0 / 1 | |
| Serology | <i>Clostridium piliforme</i> | 0 / 1 | 0 / 1 | 0 / 1 | 0 / 1 | 0 / 1 | 0 / 1 | 0 / 1 | 0 / 1 | 0 / 1 | 0 / 1 | |
| | Ectromelia virus | 0 / 1 | 0 / 1 | 0 / 1 | 0 / 1 | 0 / 1 | 0 / 1 | 0 / 1 | 0 / 1 | 0 / 1 | 0 / 1 | |
| | LCM virus | 0 / 1 | 0 / 1 | 0 / 1 | 0 / 1 | 0 / 1 | 0 / 1 | 0 / 1 | 0 / 1 | 0 / 1 | 0 / 1 | |
| | Mouse hepatitis virus | 0 / 1 | 0 / 1 | 0 / 1 | 0 / 1 | 0 / 1 | 0 / 1 | 0 / 1 | 0 / 1 | 0 / 1 | 0 / 1 | |
| | <i>Mycoplasma pulmonis</i> | 0 / 1 | 0 / 1 | 0 / 1 | 0 / 1 | 0 / 1 | 0 / 1 | 0 / 1 | 0 / 1 | 0 / 1 | 0 / 1 | |
| | Sendai virus | 0 / 1 | 0 / 1 | 0 / 1 | 0 / 1 | 0 / 1 | 0 / 1 | 0 / 1 | 0 / 1 | 0 / 1 | 0 / 1 | |
| Microscopy | Ectoparasites | 0 / 1 | 0 / 1 | 0 / 1 | 0 / 1 | 0 / 1 | 0 / 1 | 0 / 1 | 0 / 1 | 0 / 1 | 0 / 1 | |
| | Intestinal protozoa | 0 / 1 | 0 / 1 | 0 / 1 | 0 / 1 | 0 / 1 | 0 / 1 | 0 / 1 | 0 / 1 | 0 / 1 | 0 / 1 | |
| | Pinworm | 0 / 1 | 0 / 1 | 0 / 1 | 0 / 1 | 0 / 1 | 0 / 1 | 0 / 1 | 0 / 1 | 0 / 1 | 0 / 1 | |
| Gross lesion | | 0 / 1 | 0 / 1 | 0 / 1 | 0 / 1 | 0 / 1 | 0 / 1 | 0 / 1 | 0 / 1 | 0 / 1 | 0 / 1 | |

ICLAS Monitoring Center
 Central Institute for Experimental Animals
 3-25-12 Tonomachi, Kawasaki-ku, Kawasaki 210-0821, JAPAN
 Tel. 81-44-201-8525 Fax. 81-44-201-8526



Nobuhito Hayashimoto, D.V.M., Ph.D., DJCLAM, MBA

Facility: Immunology Frontier Research Center, Osaka University

HEALTH CERTIFICATE

Date: December 08, 2015

Examination No:15L654

| Animals Pathogens | | ICR | ICR | ICR | ICR | ICR | ICR | ICR | ICR | ICR | ICR | |
|----------------------|----------------------------------|--------|--------|--------|--------|--------|--------|--------|--------|--------|--------|-------|
| | | ♀ 29W | ♀ 29W | ♀ 29W | ♀ 29W | ♀ 29W | ♀ 29W | ♀ 29W | ♀ 29W | ♀ 29W | ♀ 29W | ♀ 29W |
| | | C4-5-G | C4-5-H | C4-6-A | C4-6-B | C4-6-C | C4-6-D | C4-6-E | C4-6-F | C4-6-G | C4-6-H | |
| Cultivation | <i>Corynebacterium kutscheri</i> | 0 / 1 | 0 / 1 | 0 / 1 | 0 / 1 | 0 / 1 | 0 / 1 | 0 / 1 | 0 / 1 | 0 / 1 | 0 / 1 | |
| | <i>Mycoplasma pulmonis</i> | 0 / 1 | 0 / 1 | 0 / 1 | 0 / 1 | 0 / 1 | 0 / 1 | 0 / 1 | 0 / 1 | 0 / 1 | 0 / 1 | |
| | <i>Salmonella</i> spp. | 0 / 1 | 0 / 1 | 0 / 1 | 0 / 1 | 0 / 1 | 0 / 1 | 0 / 1 | 0 / 1 | 0 / 1 | 0 / 1 | |
| Serology | <i>Clostridium piliforme</i> | 0 / 1 | 0 / 1 | 0 / 1 | 0 / 1 | 0 / 1 | 0 / 1 | 0 / 1 | 0 / 1 | 0 / 1 | 0 / 1 | |
| | Ectromelia virus | 0 / 1 | 0 / 1 | 0 / 1 | 0 / 1 | 0 / 1 | 0 / 1 | 0 / 1 | 0 / 1 | 0 / 1 | 0 / 1 | |
| | LCM virus | 0 / 1 | 0 / 1 | 0 / 1 | 0 / 1 | 0 / 1 | 0 / 1 | 0 / 1 | 0 / 1 | 0 / 1 | 0 / 1 | |
| | Mouse hepatitis virus | 0 / 1 | 0 / 1 | 0 / 1 | 0 / 1 | 0 / 1 | 0 / 1 | 0 / 1 | 0 / 1 | 0 / 1 | 0 / 1 | |
| | <i>Mycoplasma pulmonis</i> | 0 / 1 | 0 / 1 | 0 / 1 | 0 / 1 | 0 / 1 | 0 / 1 | 0 / 1 | 0 / 1 | 0 / 1 | 0 / 1 | |
| | Sendai virus | 0 / 1 | 0 / 1 | 0 / 1 | 0 / 1 | 0 / 1 | 0 / 1 | 0 / 1 | 0 / 1 | 0 / 1 | 0 / 1 | |
| Microscopy | Ectoparasites | 0 / 1 | 0 / 1 | 0 / 1 | 0 / 1 | 0 / 1 | 0 / 1 | 0 / 1 | 0 / 1 | 0 / 1 | 0 / 1 | |
| | Intestinal protozoa | 0 / 1 | 0 / 1 | 0 / 1 | 0 / 1 | 0 / 1 | 0 / 1 | 0 / 1 | 0 / 1 | 0 / 1 | 0 / 1 | |
| | Pinworm | 0 / 1 | 0 / 1 | 0 / 1 | 0 / 1 | 0 / 1 | 0 / 1 | 0 / 1 | 0 / 1 | 0 / 1 | 0 / 1 | |
| Gross lesion | | 0 / 1 | 0 / 1 | 0 / 1 | 0 / 1 | 0 / 1 | 0 / 1 | 0 / 1 | 0 / 1 | 0 / 1 | 0 / 1 | |

ICLAS Monitoring Center
 Central Institute for Experimental Animals
 3-25-12 Tonomachi, Kawasaki-ku, Kawasaki 210-0821, JAPAN
 Tel. 81-44-201-8525 Fax. 81-44-201-8526


 Nobuhito Hayashimoto, D.V.M., Ph.D., DJCLAM, MBA

Facility: Immunology Frontier Research Center, Osaka University


HEALTH CERTIFICATE

Date: December 08, 2015

Examination No:15L654

| Animals Pathogens | | ICR | ICR | ICR | ICR | ICR | ICR | ICR | ICR | | | |
|----------------------|----------------------------------|--------|--------|--------|--------|--------|--------|--------|--------|-------|--|--|
| | | ♀ 29W | ♀ 29W | ♀ 29W | ♀ 29W | ♀ 29W | ♀ 29W | ♀ 29W | ♀ 29W | ♀ 29W | | |
| | | C4-7-A | C4-7-C | C4-7-E | C4-7-G | C4-8-A | C4-8-C | C4-8-E | C4-8-G | | | |
| Cultivation | <i>Corynebacterium kutscheri</i> | 0 / 1 | 0 / 1 | 0 / 1 | 0 / 1 | 0 / 1 | 0 / 1 | 0 / 1 | 0 / 1 | | | |
| | <i>Mycoplasma pulmonis</i> | 0 / 1 | 0 / 1 | 0 / 1 | 0 / 1 | 0 / 1 | 0 / 1 | 0 / 1 | 0 / 1 | | | |
| | <i>Salmonella</i> spp. | 0 / 1 | 0 / 1 | 0 / 1 | 0 / 1 | 0 / 1 | 0 / 1 | 0 / 1 | 0 / 1 | | | |
| Serology | <i>Clostridium piliforme</i> | 0 / 1 | 0 / 1 | 0 / 1 | 0 / 1 | 0 / 1 | 0 / 1 | 0 / 1 | 0 / 1 | | | |
| | Ectromelia virus | 0 / 1 | 0 / 1 | 0 / 1 | 0 / 1 | 0 / 1 | 0 / 1 | 0 / 1 | 0 / 1 | | | |
| | LCM virus | 0 / 1 | 0 / 1 | 0 / 1 | 0 / 1 | 0 / 1 | 0 / 1 | 0 / 1 | 0 / 1 | | | |
| | Mouse hepatitis virus | 0 / 1 | 0 / 1 | 0 / 1 | 0 / 1 | 0 / 1 | 0 / 1 | 0 / 1 | 0 / 1 | | | |
| | <i>Mycoplasma pulmonis</i> | 0 / 1 | 0 / 1 | 0 / 1 | 0 / 1 | 0 / 1 | 0 / 1 | 0 / 1 | 0 / 1 | | | |
| | Sendai virus | 0 / 1 | 0 / 1 | 0 / 1 | 0 / 1 | 0 / 1 | 0 / 1 | 0 / 1 | 0 / 1 | | | |
| | Ectoparasites | 0 / 1 | 0 / 1 | 0 / 1 | 0 / 1 | 0 / 1 | 0 / 1 | 0 / 1 | 0 / 1 | | | |
| Microscopy | Intestinal protozoa | 0 / 1 | 0 / 1 | 0 / 1 | 0 / 1 | 0 / 1 | 0 / 1 | 0 / 1 | 0 / 1 | | | |
| | Pinworm | 0 / 1 | 0 / 1 | 0 / 1 | 0 / 1 | 0 / 1 | 0 / 1 | 0 / 1 | 0 / 1 | | | |
| | Gross lesion | 0 / 1 | 0 / 1 | 0 / 1 | 0 / 1 | 0 / 1 | 0 / 1 | 0 / 1 | 0 / 1 | | | |

ICLAS Monitoring Center
 Central Institute for Experimental Animals
 3-25-12 Tonomachi, Kawasaki-ku, Kawasaki 210-0821, JAPAN
 Tel. 81-44-201-8525 Fax. 81-44-201-8526



Nobuhito Hayashimoto, D.V.M., Ph.D., DJCLAM, MBA