

Facility: Research Institute for Microbial Diseases, Osaka University


HEALTH CERTIFICATE

Date: September 15, 2015

Examination No:15K383

| Animals Pathogens | | ICR | ICR | ICR | ICR | ICR | ICR | ICR | ICR | ICR |
|----------------------|----------------------------------|------------------|------------------|------------------|------------------|------------------|------------------|------------------|------------------|------------------|
| | | ♀ 16W B3-1-32 | ♀ 16W B3-2-33 | ♀ 16W B3-2-34 | ♀ 16W B3-3-35 | ♀ 16W B3-3-36 | ♀ 16W B3-4-37 | ♀ 16W B3-4-38 | ♀ 16W B3-6-39 | ♀ 16W B3-7-40 |
| Cultivation | <i>Corynebacterium kutscheri</i> | 0 / 1 | 0 / 1 | 0 / 1 | 0 / 1 | 0 / 1 | 0 / 1 | 0 / 1 | 0 / 1 | 0 / 1 |
| | <i>Mycoplasma pulmonis</i> | 0 / 1 | 0 / 1 | 0 / 1 | 0 / 1 | 0 / 1 | 0 / 1 | 0 / 1 | 0 / 1 | 0 / 1 |
| | <i>Salmonella</i> spp. | 0 / 1 | 0 / 1 | 0 / 1 | 0 / 1 | 0 / 1 | 0 / 1 | 0 / 1 | 0 / 1 | 0 / 1 |
| Serology | <i>Clostridium piliforme</i> | 0 / 1 | 0 / 1 | 0 / 1 | 0 / 1 | 0 / 1 | 0 / 1 | 0 / 1 | 0 / 1 | 0 / 1 |
| | Ectromelia virus | 0 / 1 | 0 / 1 | 0 / 1 | 0 / 1 | 0 / 1 | 0 / 1 | 0 / 1 | 0 / 1 | 0 / 1 |
| | LCM virus | 0 / 1 | 0 / 1 | 0 / 1 | 0 / 1 | 0 / 1 | 0 / 1 | 0 / 1 | 0 / 1 | 0 / 1 |
| | Mouse hepatitis virus | 0 / 1 | 0 / 1 | 0 / 1 | 0 / 1 | 0 / 1 | 0 / 1 | 0 / 1 | 0 / 1 | 0 / 1 |
| | <i>Mycoplasma pulmonis</i> | 0 / 1 | 0 / 1 | 0 / 1 | 0 / 1 | 0 / 1 | 0 / 1 | 0 / 1 | 0 / 1 | 0 / 1 |
| | Sendai virus | 0 / 1 | 0 / 1 | 0 / 1 | 0 / 1 | 0 / 1 | 0 / 1 | 0 / 1 | 0 / 1 | 0 / 1 |
| Microscopy | Ectoparasites | 0 / 1 | 0 / 1 | 0 / 1 | 0 / 1 | 0 / 1 | 0 / 1 | 0 / 1 | 0 / 1 | 0 / 1 |
| | Intestinal protozoa | 0 / 1 | 0 / 1 | 0 / 1 | 0 / 1 | 0 / 1 | 0 / 1 | 0 / 1 | 0 / 1 | 0 / 1 |
| | Pinworm | 0 / 1 | 0 / 1 | 0 / 1 | 0 / 1 | 0 / 1 | 0 / 1 | 0 / 1 | 0 / 1 | 0 / 1 |
| | Gross lesion | 0 / 1 | 0 / 1 | 0 / 1 | 0 / 1 | 0 / 1 | 0 / 1 | 0 / 1 | 0 / 1 | 0 / 1 |

ICLAS Monitoring Center
 Central Institute for Experimental Animals
 3-25-12 Tonomachi, Kawasaki-ku, Kawasaki 210-0821, JAPAN
 Tel. 81-44-201-8525 Fax. 81-44-201-8526



Nobuhito Hayashimoto, D.V.M., Ph.D., DJCLAM, MBA

Facility: Research Institute for Microbial Diseases, Osaka University


Date: September 15, 2015

Examination No:15K383

HEALTH CERTIFICATE

| Animals Pathogens | | ICR | ICR | ICR | ICR | ICR | ICR | ICR | ICR | ICR |
|----------------------|----------------------------------|------------------|------------------|------------------|------------------|-------------------|-------------------|-------------------|-------------------|-------------------|
| | | ♀ 16W B3-8-42 | ♀ 16W B3-8-43 | ♀ 16W B3-9-44 | ♀ 16W B3-9-45 | ♀ 16W B3-11-46 | ♀ 16W B3-12-47 | ♀ 16W B3-12-48 | ♀ 16W B3-13-49 | ♀ 16W B3-13-50 |
| Cultivation | <i>Corynebacterium kutscheri</i> | 0 / 1 | 0 / 1 | 0 / 1 | 0 / 1 | 0 / 1 | 0 / 1 | 0 / 1 | 0 / 1 | 0 / 1 |
| | <i>Mycoplasma pulmonis</i> | 0 / 1 | 0 / 1 | 0 / 1 | 0 / 1 | 0 / 1 | 0 / 1 | 0 / 1 | 0 / 1 | 0 / 1 |
| | <i>Salmonella</i> spp. | 0 / 1 | 0 / 1 | 0 / 1 | 0 / 1 | 0 / 1 | 0 / 1 | 0 / 1 | 0 / 1 | 0 / 1 |
| Serology | <i>Clostridium piliforme</i> | 0 / 1 | 0 / 1 | 0 / 1 | 0 / 1 | 0 / 1 | 0 / 1 | 0 / 1 | 0 / 1 | 0 / 1 |
| | Ectromelia virus | 0 / 1 | 0 / 1 | 0 / 1 | 0 / 1 | 0 / 1 | 0 / 1 | 0 / 1 | 0 / 1 | 0 / 1 |
| | LCM virus | 0 / 1 | 0 / 1 | 0 / 1 | 0 / 1 | 0 / 1 | 0 / 1 | 0 / 1 | 0 / 1 | 0 / 1 |
| | Mouse hepatitis virus | 0 / 1 | 0 / 1 | 0 / 1 | 0 / 1 | 0 / 1 | 0 / 1 | 0 / 1 | 0 / 1 | 0 / 1 |
| | <i>Mycoplasma pulmonis</i> | 0 / 1 | 0 / 1 | 0 / 1 | 0 / 1 | 0 / 1 | 0 / 1 | 0 / 1 | 0 / 1 | 0 / 1 |
| | Sendai virus | 0 / 1 | 0 / 1 | 0 / 1 | 0 / 1 | 0 / 1 | 0 / 1 | 0 / 1 | 0 / 1 | 0 / 1 |
| Microscopy | Ectoparasites | 0 / 1 | 0 / 1 | 0 / 1 | 0 / 1 | 0 / 1 | 0 / 1 | 0 / 1 | 0 / 1 | 0 / 1 |
| | Intestinal protozoa | 0 / 1 | 0 / 1 | 0 / 1 | 0 / 1 | 0 / 1 | 0 / 1 | 0 / 1 | 0 / 1 | 0 / 1 |
| | Pinworm | 0 / 1 | 0 / 1 | 0 / 1 | 0 / 1 | 0 / 1 | 0 / 1 | 0 / 1 | 0 / 1 | 0 / 1 |
| | Gross lesion | 0 / 1 | 0 / 1 | 0 / 1 | 0 / 1 | 0 / 1 | 0 / 1 | 0 / 1 | 0 / 1 | 0 / 1 |

ICLAS Monitoring Center
 Central Institute for Experimental Animals
 3-25-12 Tonomachi, Kawasaki-ku, Kawasaki 210-0821, JAPAN
 Tel. 81-44-201-8525 Fax. 81-44-201-8526



Nobuhito Hayashimoto, D.V.M., Ph.D., DJCLAM, MBA

Facility: Research Institute for Microbial Diseases, Osaka University


HEALTH CERTIFICATE

Date: September 15, 2015

Examination No:15K383

| Animals | | ICR ♀ 16W B3-15-52 | | | | | | | | | | |
|-------------|----------------------------------|--------------------------|--|--|--|--|--|--|--|--|--|--|
| | | | | | | | | | | | | |
| Cultivation | <i>Corynebacterium kutscheri</i> | 0 / 1 | | | | | | | | | | |
| | <i>Mycoplasma pulmonis</i> | 0 / 1 | | | | | | | | | | |
| | <i>Salmonella</i> spp. | 0 / 1 | | | | | | | | | | |
| Serology | <i>Clostridium piliforme</i> | 0 / 1 | | | | | | | | | | |
| | Ectromelia virus | 0 / 1 | | | | | | | | | | |
| | LCM virus | 0 / 1 | | | | | | | | | | |
| | Mouse hepatitis virus | 0 / 1 | | | | | | | | | | |
| | <i>Mycoplasma pulmonis</i> | 0 / 1 | | | | | | | | | | |
| | Sendai virus | 0 / 1 | | | | | | | | | | |
| Microscopy | Ectoparasites | 0 / 1 | | | | | | | | | | |
| | Intestinal protozoa | 0 / 1 | | | | | | | | | | |
| | Pinworm | 0 / 1 | | | | | | | | | | |
| | Gross lesion | 0 / 1 | | | | | | | | | | |

ICLAS Monitoring Center
 Central Institute for Experimental Animals
 3-25-12 Tonomachi, Kawasaki-ku, Kawasaki 210-0821, JAPAN
 Tel. 81-44-201-8525 Fax. 81-44-201-8526



Nobuhito Hayashimoto, D.V.M., Ph.D., DJCLAM, MBA