


HEALTH CERTIFICATE

Date: December 11, 2018

Examination No:18Q798

Animals Pathogens		ICR		ICR		ICR		ICR							
		♀	25W	♀	25W	♀	25W	♀	25W						
		A1-1-1	A1-1-2	A1-2-3	A1-2-4										
Cultivation	<i>Corynebacterium kutscheri</i>	0 / 1	0 / 1	0 / 1	0 / 1										
	<i>Mycoplasma pulmonis</i>	0 / 1	0 / 1	0 / 1	0 / 1										
	<i>Salmonella</i> spp.	0 / 1	0 / 1	0 / 1	0 / 1										
Serology	<i>Clostridium piliforme</i>	0 / 1	0 / 1	0 / 1	0 / 1										
	Ectromelia virus	0 / 1	0 / 1	0 / 1	0 / 1										
	LCM virus	0 / 1	0 / 1	0 / 1	0 / 1										
	Mouse hepatitis virus	0 / 1	0 / 1	0 / 1	0 / 1										
	<i>Mycoplasma pulmonis</i>	0 / 1	0 / 1	0 / 1	0 / 1										
	Sendai virus	0 / 1	0 / 1	0 / 1	0 / 1										
	Ectoparasites	0 / 1	0 / 1	0 / 1	0 / 1										
Microscopy	Intestinal protozoa	0 / 1	0 / 1	0 / 1	0 / 1										
	Pinworm	0 / 1	0 / 1	0 / 1	0 / 1										
	Gross lesion	0 / 1	0 / 1	0 / 1	0 / 1										

ICLAS Monitoring Center
 Central Institute for Experimental Animals
 3-25-12 Tonomachi, Kawasaki-ku, Kawasaki 210-0821, JAPAN
 Tel. 81-44-201-8525 Fax. 81-44-201-8526



Nobuhito Hayashimoto, D.V.M., Ph.D., DJCLAM, MBA


HEALTH CERTIFICATE

Date: December 11, 2018

Examination No:18Q799

Animals Pathogens		ICR	ICR	ICR	ICR	ICR	ICR	ICR	ICR	ICR	ICR
		♀ 25W A1-3-5	♀ 25W A1-3-6	♀ 25W A1-4-7	♀ 25W A1-4-8	♀ 25W A2-6-9	♀ 25W A2-6-10	♀ 25W A2-7-11	♀ 25W A2-7-12	♀ 25W A2-8-13	♀ 25W A2-8-14
Cultivation	<i>Corynebacterium kutscheri</i>	0 / 1	0 / 1	0 / 1	0 / 1	0 / 1	0 / 1	0 / 1	0 / 1	0 / 1	0 / 1
	<i>Mycoplasma pulmonis</i>	0 / 1	0 / 1	0 / 1	0 / 1	0 / 1	0 / 1	0 / 1	0 / 1	0 / 1	0 / 1
	<i>Salmonella</i> spp.	0 / 1	0 / 1	0 / 1	0 / 1	0 / 1	0 / 1	0 / 1	0 / 1	0 / 1	0 / 1
Serology	<i>Clostridium piliforme</i>	0 / 1	0 / 1	0 / 1	0 / 1	0 / 1	0 / 1	0 / 1	0 / 1	0 / 1	0 / 1
	Ectromelia virus	0 / 1	0 / 1	0 / 1	0 / 1	0 / 1	0 / 1	0 / 1	0 / 1	0 / 1	0 / 1
	LCM virus	0 / 1	0 / 1	0 / 1	0 / 1	0 / 1	0 / 1	0 / 1	0 / 1	0 / 1	0 / 1
	Mouse hepatitis virus	0 / 1	0 / 1	0 / 1	0 / 1	0 / 1	0 / 1	0 / 1	0 / 1	0 / 1	0 / 1
	<i>Mycoplasma pulmonis</i>	0 / 1	0 / 1	0 / 1	0 / 1	0 / 1	0 / 1	0 / 1	0 / 1	0 / 1	0 / 1
	Sendai virus	0 / 1	0 / 1	0 / 1	0 / 1	0 / 1	0 / 1	0 / 1	0 / 1	0 / 1	0 / 1
	Ectoparasites	0 / 1	0 / 1	0 / 1	0 / 1	0 / 1	0 / 1	0 / 1	0 / 1	0 / 1	0 / 1
Microscopy	Intestinal protozoa	0 / 1	0 / 1	0 / 1	0 / 1	0 / 1	0 / 1	0 / 1	0 / 1	0 / 1	0 / 1
	Pinworm	0 / 1	0 / 1	0 / 1	0 / 1	0 / 1	0 / 1	0 / 1	0 / 1	0 / 1	0 / 1
	Gross lesion	0 / 1	0 / 1	0 / 1	0 / 1	0 / 1	0 / 1	0 / 1	0 / 1	0 / 1	0 / 1

ICLAS Monitoring Center
 Central Institute for Experimental Animals
 3-25-12 Tonomachi, Kawasaki-ku, Kawasaki 210-0821, JAPAN
 Tel. 81-44-201-8525 Fax. 81-44-201-8526



Nobuhito Hayashimoto, D.V.M., Ph.D., DJCLAM, MBA


HEALTH CERTIFICATE

Date: December 11, 2018

Examination No:18Q799

Animals Pathogens		ICR		ICR		ICR		ICR		ICR						
		♀	25W	♀	25W	♀	25W	♀	25W	♀	25W					
		A2-9-15	A2-9-16	A2-10-17	A2-10-18	BSL3(SPF)-19										
Cultivation	<i>Corynebacterium kutscheri</i>	0 / 1	0 / 1	0 / 1	0 / 1	0 / 1		0 / 1								
	<i>Mycoplasma pulmonis</i>	0 / 1	0 / 1	0 / 1	0 / 1	0 / 1		0 / 1								
	<i>Salmonella</i> spp.	0 / 1	0 / 1	0 / 1	0 / 1	0 / 1		0 / 1								
Serology	<i>Clostridium piliforme</i>	0 / 1	0 / 1	0 / 1	0 / 1	0 / 1		0 / 1								
	Ectromelia virus	0 / 1	0 / 1	0 / 1	0 / 1	0 / 1		0 / 1								
	LCM virus	0 / 1	0 / 1	0 / 1	0 / 1	0 / 1		0 / 1								
	Mouse hepatitis virus	0 / 1	0 / 1	0 / 1	0 / 1	0 / 1		0 / 1								
	<i>Mycoplasma pulmonis</i>	0 / 1	0 / 1	0 / 1	0 / 1	0 / 1		0 / 1								
	Sendai virus	0 / 1	0 / 1	0 / 1	0 / 1	0 / 1		0 / 1								
	Ectoparasites	0 / 1	0 / 1	0 / 1	0 / 1	0 / 1		0 / 1								
Microscopy	Intestinal protozoa	0 / 1	0 / 1	0 / 1	0 / 1	0 / 1		0 / 1								
	Pinworm	0 / 1	0 / 1	0 / 1	0 / 1	0 / 1		0 / 1								
	Gross lesion	0 / 1	0 / 1	0 / 1	0 / 1	0 / 1		0 / 1								

ICLAS Monitoring Center
 Central Institute for Experimental Animals
 3-25-12 Tonomachi, Kawasaki-ku, Kawasaki 210-0821, JAPAN
 Tel. 81-44-201-8525 Fax. 81-44-201-8526



Nobuhito Hayashimoto, D.V.M., Ph.D., DJCLAM, MBA