

Facility: Research Institute for Microbial Diseases, Osaka University


**HEALTH CERTIFICATE**

Date: December 12, 2017

Examination No:171501

Animals Pathogens		ICR		ICR		ICR		ICR		ICR	
		♀ 30W C3-0-A	♀ 30W C3-0-C	♀ 30W C3-0-E	♀ 30W C3-0-G	♀ 30W C3-1-A	♀ 30W C3-1-C	♀ 30W C3-1-E	♀ 30W C3-1-G	♀ 30W C3-2-A	♀ 30W C3-2-C
Cultivation	<i>Corynebacterium kutscheri</i>	0 / 1	0 / 1	0 / 1	0 / 1	0 / 1	0 / 1	0 / 1	0 / 1	0 / 1	0 / 1
	<i>Mycoplasma pulmonis</i>	0 / 1	0 / 1	0 / 1	0 / 1	0 / 1	0 / 1	0 / 1	0 / 1	0 / 1	0 / 1
	<i>Salmonella</i> spp.	0 / 1	0 / 1	0 / 1	0 / 1	0 / 1	0 / 1	0 / 1	0 / 1	0 / 1	0 / 1
Serology	<i>Clostridium piliforme</i>	0 / 1	0 / 1	0 / 1	0 / 1	0 / 1	0 / 1	0 / 1	0 / 1	0 / 1	0 / 1
	Ectromelia virus	0 / 1	0 / 1	0 / 1	0 / 1	0 / 1	0 / 1	0 / 1	0 / 1	0 / 1	0 / 1
	LCM virus	0 / 1	0 / 1	0 / 1	0 / 1	0 / 1	0 / 1	0 / 1	0 / 1	0 / 1	0 / 1
	Mouse hepatitis virus	0 / 1	0 / 1	0 / 1	0 / 1	0 / 1	0 / 1	0 / 1	0 / 1	0 / 1	0 / 1
	<i>Mycoplasma pulmonis</i>	0 / 1	0 / 1	0 / 1	0 / 1	0 / 1	0 / 1	0 / 1	0 / 1	0 / 1	0 / 1
	Sendai virus	0 / 1	0 / 1	0 / 1	0 / 1	0 / 1	0 / 1	0 / 1	0 / 1	0 / 1	0 / 1
Microscopy	Ectoparasites	0 / 1	0 / 1	0 / 1	0 / 1	0 / 1	0 / 1	0 / 1	0 / 1	0 / 1	0 / 1
	Intestinal protozoa	0 / 1	0 / 1	0 / 1	0 / 1	0 / 1	0 / 1	0 / 1	0 / 1	0 / 1	0 / 1
	Pinworm	0 / 1	0 / 1	0 / 1	0 / 1	0 / 1	0 / 1	0 / 1	0 / 1	0 / 1	0 / 1
	Gross lesion	0 / 1	0 / 1	0 / 1	0 / 1	0 / 1	0 / 1	0 / 1	0 / 1	0 / 1	0 / 1

ICLAS Monitoring Center  
 Central Institute for Experimental Animals  
 3-25-12 Tonomachi, Kawasaki-ku, Kawasaki 210-0821, JAPAN  
 Tel. 81-44-201-8525 Fax. 81-44-201-8526



Nobuhito Hayashimoto, D.V.M., Ph.D., DJCLAM, MBA

Facility: Research Institute for Microbial Diseases, Osaka University


**HEALTH CERTIFICATE**

Date: December 12, 2017

Examination No:171501

Animals Pathogens		ICR		ICR		ICR		ICR		ICR		ICR	
		♀	30W	♀	30W	♀	30W	♀	30W	♀	30W	♀	30W
		C3-2-E	C3-2-G	C3-3-A	C3-3-C	C3-3-E	C3-3-G	C3-4-A	C3-4-C	C3-4-E	C3-4-G		
Cultivation	<i>Corynebacterium kutscheri</i>	0 / 1	0 / 1	0 / 1	0 / 1	0 / 1	0 / 1	0 / 1	0 / 1	0 / 1	0 / 1	0 / 1	0 / 1
	<i>Mycoplasma pulmonis</i>	0 / 1	0 / 1	0 / 1	0 / 1	0 / 1	0 / 1	0 / 1	0 / 1	0 / 1	0 / 1	0 / 1	0 / 1
	<i>Salmonella</i> spp.	0 / 1	0 / 1	0 / 1	0 / 1	0 / 1	0 / 1	0 / 1	0 / 1	0 / 1	0 / 1	0 / 1	0 / 1
Serology	<i>Clostridium piliforme</i>	0 / 1	0 / 1	0 / 1	0 / 1	0 / 1	0 / 1	0 / 1	0 / 1	0 / 1	0 / 1	0 / 1	0 / 1
	Ectromelia virus	0 / 1	0 / 1	0 / 1	0 / 1	0 / 1	0 / 1	0 / 1	0 / 1	0 / 1	0 / 1	0 / 1	0 / 1
	LCM virus	0 / 1	0 / 1	0 / 1	0 / 1	0 / 1	0 / 1	0 / 1	0 / 1	0 / 1	0 / 1	0 / 1	0 / 1
	Mouse hepatitis virus	0 / 1	0 / 1	0 / 1	0 / 1	0 / 1	0 / 1	0 / 1	0 / 1	0 / 1	0 / 1	0 / 1	0 / 1
	<i>Mycoplasma pulmonis</i>	0 / 1	0 / 1	0 / 1	0 / 1	0 / 1	0 / 1	0 / 1	0 / 1	0 / 1	0 / 1	0 / 1	0 / 1
	Sendai virus	0 / 1	0 / 1	0 / 1	0 / 1	0 / 1	0 / 1	0 / 1	0 / 1	0 / 1	0 / 1	0 / 1	0 / 1
Microscopy	Ectoparasites	0 / 1	0 / 1	0 / 1	0 / 1	0 / 1	0 / 1	0 / 1	0 / 1	0 / 1	0 / 1	0 / 1	0 / 1
	Intestinal protozoa	0 / 1	0 / 1	0 / 1	0 / 1	0 / 1	0 / 1	0 / 1	0 / 1	0 / 1	0 / 1	0 / 1	0 / 1
	Pinworm	0 / 1	0 / 1	0 / 1	0 / 1	0 / 1	0 / 1	0 / 1	0 / 1	0 / 1	0 / 1	0 / 1	0 / 1
	Gross lesion	0 / 1	0 / 1	0 / 1	0 / 1	0 / 1	0 / 1	0 / 1	0 / 1	0 / 1	0 / 1	0 / 1	0 / 1

ICLAS Monitoring Center  
 Central Institute for Experimental Animals  
 3-25-12 Tonomachi, Kawasaki-ku, Kawasaki 210-0821, JAPAN  
 Tel. 81-44-201-8525 Fax. 81-44-201-8526



Nobuhito Hayashimoto, D.V.M., Ph.D., DJCLAM, MBA

Facility: Research Institute for Microbial Diseases, Osaka University

**HEALTH CERTIFICATE**


Date: December 12, 2017

Examination No:171501

Animals Pathogens		ICR		ICR		ICR		ICR		ICR		ICR	
		♀	30W	♀	30W	♀	30W	♀	30W	♀	30W	♀	30W
		C3-5-A	C3-5-C	C3-5-E	C3-5-G	C3-6-A	C3-6-C	C3-6-E	C3-6-G	C3-7-A	C3-7-C		
Cultivation	<i>Corynebacterium kutscheri</i>	0 / 1	0 / 1	0 / 1	0 / 1	0 / 1	0 / 1	0 / 1	0 / 1	0 / 1	0 / 1	0 / 1	0 / 1
	<i>Mycoplasma pulmonis</i>	0 / 1	0 / 1	0 / 1	0 / 1	0 / 1	0 / 1	0 / 1	0 / 1	0 / 1	0 / 1	0 / 1	0 / 1
	<i>Salmonella</i> spp.	0 / 1	0 / 1	0 / 1	0 / 1	0 / 1	0 / 1	0 / 1	0 / 1	0 / 1	0 / 1	0 / 1	0 / 1
Serology	<i>Clostridium piliforme</i>	0 / 1	0 / 1	0 / 1	0 / 1	0 / 1	0 / 1	0 / 1	0 / 1	0 / 1	0 / 1	0 / 1	0 / 1
	Ectromelia virus	0 / 1	0 / 1	0 / 1	0 / 1	0 / 1	0 / 1	0 / 1	0 / 1	0 / 1	0 / 1	0 / 1	0 / 1
	LCM virus	0 / 1	0 / 1	0 / 1	0 / 1	0 / 1	0 / 1	0 / 1	0 / 1	0 / 1	0 / 1	0 / 1	0 / 1
	Mouse hepatitis virus	0 / 1	0 / 1	0 / 1	0 / 1	0 / 1	0 / 1	0 / 1	0 / 1	0 / 1	0 / 1	0 / 1	0 / 1
	<i>Mycoplasma pulmonis</i>	0 / 1	0 / 1	0 / 1	0 / 1	0 / 1	0 / 1	0 / 1	0 / 1	0 / 1	0 / 1	0 / 1	0 / 1
	Sendai virus	0 / 1	0 / 1	0 / 1	0 / 1	0 / 1	0 / 1	0 / 1	0 / 1	0 / 1	0 / 1	0 / 1	0 / 1
Microscopy	Ectoparasites	0 / 1	0 / 1	0 / 1	0 / 1	0 / 1	0 / 1	0 / 1	0 / 1	0 / 1	0 / 1	0 / 1	0 / 1
	Intestinal protozoa	0 / 1	0 / 1	0 / 1	0 / 1	0 / 1	0 / 1	0 / 1	0 / 1	0 / 1	0 / 1	0 / 1	0 / 1
	Pinworm	0 / 1	0 / 1	0 / 1	0 / 1	0 / 1	0 / 1	0 / 1	0 / 1	0 / 1	0 / 1	0 / 1	0 / 1
	Gross lesion	0 / 1	1 / 1*	0 / 1	0 / 1	0 / 1	0 / 1	0 / 1	0 / 1	0 / 1	0 / 1	0 / 1	0 / 1

\*: Liver necrosis

ICLAS Monitoring Center  
 Central Institute for Experimental Animals  
 3-25-12 Tonomachi, Kawasaki-ku, Kawasaki 210-0821, JAPAN  
 Tel. 81-44-201-8525 Fax. 81-44-201-8526



Nobuhito Hayashimoto, D.V.M., Ph.D., DJCLAM, MBA

Facility: Research Institute for Microbial Diseases, Osaka University


**HEALTH CERTIFICATE**

Date: December 12, 2017

Examination No:171501

Animals Pathogens		ICR		ICR		ICR		ICR		ICR					
		♀	30W	♀	30W	♀	30W	♀	30W	♀	30W				
		C3-7-E	C3-7-G	C3-8-A	C3-8-B	C3-8-C	C3-8-D								
Cultivation	<i>Corynebacterium kutscheri</i>	0 / 1	0 / 1	0 / 1	0 / 1	0 / 1	0 / 1								
	<i>Mycoplasma pulmonis</i>	0 / 1	0 / 1	0 / 1	0 / 1	0 / 1	0 / 1								
	<i>Salmonella</i> spp.	0 / 1	0 / 1	0 / 1	0 / 1	0 / 1	0 / 1								
Serology	<i>Clostridium piliforme</i>	0 / 1	0 / 1	0 / 1	0 / 1	0 / 1	0 / 1								
	Ectromelia virus	0 / 1	0 / 1	0 / 1	0 / 1	0 / 1	0 / 1								
	LCM virus	0 / 1	0 / 1	0 / 1	0 / 1	0 / 1	0 / 1								
	Mouse hepatitis virus	0 / 1	0 / 1	0 / 1	0 / 1	0 / 1	0 / 1								
	<i>Mycoplasma pulmonis</i>	0 / 1	0 / 1	0 / 1	0 / 1	0 / 1	0 / 1								
	Sendai virus	0 / 1	0 / 1	0 / 1	0 / 1	0 / 1	0 / 1								
Microscopy	Ectoparasites	0 / 1	0 / 1	0 / 1	0 / 1	0 / 1	0 / 1								
	Intestinal protozoa	0 / 1	0 / 1	0 / 1	0 / 1	0 / 1	0 / 1								
	Pinworm	0 / 1	0 / 1	0 / 1	0 / 1	0 / 1	0 / 1								
	Gross lesion	0 / 1	0 / 1	0 / 1	0 / 1	0 / 1	0 / 1								

ICLAS Monitoring Center  
 Central Institute for Experimental Animals  
 3-25-12 Tonomachi, Kawasaki-ku, Kawasaki 210-0821, JAPAN  
 Tel. 81-44-201-8525 Fax. 81-44-201-8526



Nobuhito Hayashimoto, D.V.M., Ph.D., DJCLAM, MBA