

Facility: Animal Resource Center for Infectious Diseases, Immunology Frontier Research Center, Osaka University


**HEALTH CERTIFICATE**

Date: September 03, 2019

Examination No:19E319

Pathogens		Animals									
		ICR ♀ 15W C4-2-A	ICR ♀ 15W C4-2-C	ICR ♀ 15W C4-2-E	ICR ♀ 15W C4-2-G	ICR ♀ 15W C4-3-A	ICR ♀ 15W C4-3-C	ICR ♀ 15W C4-3-E	ICR ♀ 15W C4-3-G	ICR ♀ 15W C4-4-A	ICR ♀ 15W C4-4-C
Cultivation	<i>Corynebacterium kutscheri</i>	0 / 1	0 / 1	0 / 1	0 / 1	0 / 1	0 / 1	0 / 1	0 / 1	0 / 1	0 / 1
	<i>Mycoplasma pulmonis</i>	0 / 1	0 / 1	0 / 1	0 / 1	0 / 1	0 / 1	0 / 1	0 / 1	0 / 1	0 / 1
	<i>Salmonella</i> spp.	0 / 1	0 / 1	0 / 1	0 / 1	0 / 1	0 / 1	0 / 1	0 / 1	0 / 1	0 / 1
Serology	<i>Clostridium piliforme</i>	0 / 1	0 / 1	0 / 1	0 / 1	0 / 1	0 / 1	0 / 1	0 / 1	0 / 1	0 / 1
	Ectromelia virus	0 / 1	0 / 1	0 / 1	0 / 1	0 / 1	0 / 1	0 / 1	0 / 1	0 / 1	0 / 1
	LCM virus	0 / 1	0 / 1	0 / 1	0 / 1	0 / 1	0 / 1	0 / 1	0 / 1	0 / 1	0 / 1
	Mouse hepatitis virus	0 / 1	0 / 1	0 / 1	0 / 1	0 / 1	0 / 1	0 / 1	0 / 1	0 / 1	0 / 1
	<i>Mycoplasma pulmonis</i>	0 / 1	0 / 1	0 / 1	0 / 1	0 / 1	0 / 1	0 / 1	0 / 1	0 / 1	0 / 1
	Sendai virus	0 / 1	0 / 1	0 / 1	0 / 1	0 / 1	0 / 1	0 / 1	0 / 1	0 / 1	0 / 1
	Ectoparasites	0 / 1	0 / 1	0 / 1	0 / 1	0 / 1	0 / 1	0 / 1	0 / 1	0 / 1	0 / 1
Microscopy	Intestinal protozoa	0 / 1	0 / 1	0 / 1	0 / 1	0 / 1	0 / 1	0 / 1	0 / 1	0 / 1	0 / 1
	Pinworm	0 / 1	0 / 1	0 / 1	0 / 1	0 / 1	0 / 1	0 / 1	0 / 1	0 / 1	0 / 1
	Gross lesion	0 / 1	0 / 1	0 / 1	0 / 1	0 / 1	0 / 1	0 / 1	0 / 1	0 / 1	0 / 1

ICLAS Monitoring Center  
 Central Institute for Experimental Animals  
 3-25-12 Tonomachi, Kawasaki-ku, Kawasaki 210-0821, JAPAN  
 Tel. 81-44-201-8525 Fax. 81-44-201-8526



Nobuhito Hayashimoto, D.V.M., Ph.D., DJCLAM, MBA

Facility: Animal Resource Center for Infectious Diseases, Immunology Frontier Research Center, Osaka University


**HEALTH CERTIFICATE**

Date: September 03, 2019

Examination No:19E319

Animals Pathogens		ICR	ICR	ICR	ICR	ICR	ICR	ICR	ICR	ICR	ICR
		♀ 15W C4-4-E	♀ 15W C4-4-G	♀ 15W C4-5-A	♀ 15W C4-5-C	♀ 15W C4-5-E	♀ 15W C4-5-G	♀ 15W C4-6-A	♀ 15W C4-6-C	♀ 15W C4-6-E	♀ 15W C4-6-G
Cultivation	<i>Corynebacterium kutscheri</i>	0 / 1	0 / 1	0 / 1	0 / 1	0 / 1	0 / 1	0 / 1	0 / 1	0 / 1	0 / 1
	<i>Mycoplasma pulmonis</i>	0 / 1	0 / 1	0 / 1	0 / 1	0 / 1	0 / 1	0 / 1	0 / 1	0 / 1	0 / 1
	<i>Salmonella</i> spp.	0 / 1	0 / 1	0 / 1	0 / 1	0 / 1	0 / 1	0 / 1	0 / 1	0 / 1	0 / 1
Serology	<i>Clostridium piliforme</i>	0 / 1	0 / 1	0 / 1	0 / 1	0 / 1	0 / 1	0 / 1	0 / 1	0 / 1	0 / 1
	Ectromelia virus	0 / 1	0 / 1	0 / 1	0 / 1	0 / 1	0 / 1	0 / 1	0 / 1	0 / 1	0 / 1
	LCM virus	0 / 1	0 / 1	0 / 1	0 / 1	0 / 1	0 / 1	0 / 1	0 / 1	0 / 1	0 / 1
	Mouse hepatitis virus	0 / 1	0 / 1	0 / 1	0 / 1	0 / 1	0 / 1	0 / 1	0 / 1	0 / 1	0 / 1
	<i>Mycoplasma pulmonis</i>	0 / 1	0 / 1	0 / 1	0 / 1	0 / 1	0 / 1	0 / 1	0 / 1	0 / 1	0 / 1
	Sendai virus	0 / 1	0 / 1	0 / 1	0 / 1	0 / 1	0 / 1	0 / 1	0 / 1	0 / 1	0 / 1
	Ectoparasites	0 / 1	0 / 1	0 / 1	0 / 1	0 / 1	0 / 1	0 / 1	0 / 1	0 / 1	0 / 1
Microscopy	Intestinal protozoa	0 / 1	0 / 1	0 / 1	0 / 1	0 / 1	0 / 1	0 / 1	0 / 1	0 / 1	0 / 1
	Pinworm	0 / 1	0 / 1	0 / 1	0 / 1	0 / 1	0 / 1	0 / 1	0 / 1	0 / 1	0 / 1
	Gross lesion	0 / 1	0 / 1	0 / 1	0 / 1	0 / 1	0 / 1	0 / 1	0 / 1	0 / 1	0 / 1

ICLAS Monitoring Center  
 Central Institute for Experimental Animals  
 3-25-12 Tonomachi, Kawasaki-ku, Kawasaki 210-0821, JAPAN  
 Tel. 81-44-201-8525 Fax. 81-44-201-8526



Nobuhito Hayashimoto, D.V.M., Ph.D., DJCLAM, MBA


**HEALTH CERTIFICATE**

Date: September 03, 2019

Examination No:19E319

Pathogens		Animals		ICR	ICR	ICR	ICR	ICR	ICR	ICR	ICR	
		♀	15W	♀	15W	♀	15W	♀	15W	♀	15W	♀
		C4-7-A	C4-7-C	C4-7-E	C4-7-G	C4-8-A	C4-8-C	C4-8-E	C4-8-G	C4-8-I		
Cultivation	<i>Corynebacterium kutscheri</i>	0 / 1	0 / 1	0 / 1	0 / 1	0 / 1	0 / 1	0 / 1	0 / 1	0 / 1		
	<i>Mycoplasma pulmonis</i>	0 / 1	0 / 1	0 / 1	0 / 1	0 / 1	0 / 1	0 / 1	0 / 1	0 / 1		
	<i>Salmonella</i> spp.	0 / 1	0 / 1	0 / 1	0 / 1	0 / 1	0 / 1	0 / 1	0 / 1	0 / 1		
Serology	<i>Clostridium piliforme</i>	0 / 1	0 / 1	0 / 1	0 / 1	0 / 1	0 / 1	0 / 1	0 / 1	0 / 1		
	Ectromelia virus	0 / 1	0 / 1	0 / 1	0 / 1	0 / 1	0 / 1	0 / 1	0 / 1	0 / 1		
	LCM virus	0 / 1	0 / 1	0 / 1	0 / 1	0 / 1	0 / 1	0 / 1	0 / 1	0 / 1		
	Mouse hepatitis virus	0 / 1	0 / 1	0 / 1	0 / 1	0 / 1	0 / 1	0 / 1	0 / 1	0 / 1		
	<i>Mycoplasma pulmonis</i>	0 / 1	0 / 1	0 / 1	0 / 1	0 / 1	0 / 1	0 / 1	0 / 1	0 / 1		
	Sendai virus	0 / 1	0 / 1	0 / 1	0 / 1	0 / 1	0 / 1	0 / 1	0 / 1	0 / 1		
	Ectoparasites	0 / 1	0 / 1	0 / 1	0 / 1	0 / 1	0 / 1	0 / 1	0 / 1	0 / 1		
Microscopy	Intestinal protozoa	0 / 1	0 / 1	0 / 1	0 / 1	0 / 1	0 / 1	0 / 1	0 / 1	0 / 1		
	Pinworm	0 / 1	0 / 1	0 / 1	0 / 1	0 / 1	0 / 1	0 / 1	0 / 1	0 / 1		
	Gross lesion	0 / 1	0 / 1	0 / 1	0 / 1	0 / 1	0 / 1	0 / 1	0 / 1	0 / 1		

ICLAS Monitoring Center  
 Central Institute for Experimental Animals  
 3-25-12 Tonomachi, Kawasaki-ku, Kawasaki 210-0821, JAPAN  
 Tel. 81-44-201-8525 Fax. 81-44-201-8526



Nobuhito Hayashimoto, D.V.M., Ph.D., DJCLAM, MBA