

Facility: Immunology Frontier Research Center, Osaka University

HEALTH CERTIFICATE

Date: September 03, 2013

Examination No:13W682

| Animals Pathogens | | ICR | ICR | ICR | ICR | ICR | ICR | ICR | ICR | ICR | ICR |
|----------------------|----------------------------------|-----------------|-----------------|-----------------|-----------------|-----------------|-----------------|-----------------|-----------------|-----------------|-----------------|
| | | ♀ 14W C3-0-A | ♀ 14W C3-0-C | ♀ 14W C3-0-E | ♀ 14W C3-0-G | ♀ 14W C3-1-A | ♀ 14W C3-1-C | ♀ 14W C3-1-E | ♀ 14W C3-1-G | ♀ 14W C3-2-A | ♀ 14W C3-2-C |
| Cultivation | <i>Corynebacterium kutscheri</i> | 0 / 1 | 0 / 1 | 0 / 1 | 0 / 1 | 0 / 1 | 0 / 1 | 0 / 1 | 0 / 1 | 0 / 1 | 0 / 1 |
| | <i>Mycoplasma pulmonis</i> | 0 / 1 | 0 / 1 | 0 / 1 | 0 / 1 | 0 / 1 | 0 / 1 | 0 / 1 | 0 / 1 | 0 / 1 | 0 / 1 |
| | <i>Salmonella</i> spp. | 0 / 1 | 0 / 1 | 0 / 1 | 0 / 1 | 0 / 1 | 0 / 1 | 0 / 1 | 0 / 1 | 0 / 1 | 0 / 1 |
| Serology | <i>Clostridium piliforme</i> | 0 / 1 | 0 / 1 | 0 / 1 | 0 / 1 | 0 / 1 | 0 / 1 | 0 / 1 | 0 / 1 | 0 / 1 | 0 / 1 |
| | Ectromelia virus | 0 / 1 | 0 / 1 | 0 / 1 | 0 / 1 | 0 / 1 | 0 / 1 | 0 / 1 | 0 / 1 | 0 / 1 | 0 / 1 |
| | LCM virus | 0 / 1 | 0 / 1 | 0 / 1 | 0 / 1 | 0 / 1 | 0 / 1 | 0 / 1 | 0 / 1 | 0 / 1 | 0 / 1 |
| | Mouse hepatitis virus | 0 / 1 | 0 / 1 | 0 / 1 | 0 / 1 | 0 / 1 | 0 / 1 | 0 / 1 | 0 / 1 | 0 / 1 | 0 / 1 |
| | <i>Mycoplasma pulmonis</i> | 0 / 1 | 0 / 1 | 0 / 1 | 0 / 1 | 0 / 1 | 0 / 1 | 0 / 1 | 0 / 1 | 0 / 1 | 0 / 1 |
| | Sendai virus | 0 / 1 | 0 / 1 | 0 / 1 | 0 / 1 | 0 / 1 | 0 / 1 | 0 / 1 | 0 / 1 | 0 / 1 | 0 / 1 |
| | Ectoparasites | 0 / 1 | 0 / 1 | 0 / 1 | 0 / 1 | 0 / 1 | 0 / 1 | 0 / 1 | 0 / 1 | 0 / 1 | 0 / 1 |
| Microscopy | Intestinal protozoa | 0 / 1 | 0 / 1 | 0 / 1 | 0 / 1 | 0 / 1 | 0 / 1 | 0 / 1 | 0 / 1 | 0 / 1 | 0 / 1 |
| | Pinworm | 0 / 1 | 0 / 1 | 0 / 1 | 0 / 1 | 0 / 1 | 0 / 1 | 0 / 1 | 0 / 1 | 0 / 1 | 0 / 1 |
| | Gross lesion | 0 / 1 | 0 / 1 | 0 / 1 | 0 / 1 | 0 / 1 | 0 / 1 | 0 / 1 | 0 / 1 | 0 / 1 | 0 / 1 |

ICLAS Monitoring Center
 Central Institute for Experimental Animals
 3-25-12 Tonomachi, Kawasaki-ku, Kawasaki 210-0821, JAPAN
 Tel. 81-44-201-8525 Fax. 81-44-201-8526


 Nobuhito Hayashimoto, D.V.M., Ph.D.

HEALTH CERTIFICATE


Facility: Immunology Frontier Research Center, Osaka University

Date: September 03, 2013

Examination No:13W682

| Animals Pathogens | | ICR | ICR | ICR | ICR | ICR | ICR | ICR | ICR | ICR | ICR |
|----------------------|----------------------------------|-----------------|-----------------|-----------------|-----------------|-----------------|-----------------|-----------------|-----------------|-----------------|-----------------|
| | | ♀ 14W C3-2-E | ♀ 14W C3-2-G | ♀ 14W C3-3-A | ♀ 14W C3-3-C | ♀ 14W C3-3-E | ♀ 14W C3-3-G | ♀ 14W C3-4-A | ♀ 14W C3-4-C | ♀ 14W C3-4-E | ♀ 14W C3-4-G |
| Cultivation | <i>Corynebacterium kutscheri</i> | 0 / 1 | 0 / 1 | 0 / 1 | 0 / 1 | 0 / 1 | 0 / 1 | 0 / 1 | 0 / 1 | 0 / 1 | 0 / 1 |
| | <i>Mycoplasma pulmonis</i> | 0 / 1 | 0 / 1 | 0 / 1 | 0 / 1 | 0 / 1 | 0 / 1 | 0 / 1 | 0 / 1 | 0 / 1 | 0 / 1 |
| | <i>Salmonella</i> spp. | 0 / 1 | 0 / 1 | 0 / 1 | 0 / 1 | 0 / 1 | 0 / 1 | 0 / 1 | 0 / 1 | 0 / 1 | 0 / 1 |
| Serology | <i>Clostridium piliforme</i> | 0 / 1 | 0 / 1 | 0 / 1 | 0 / 1 | 0 / 1 | 0 / 1 | 0 / 1 | 0 / 1 | 0 / 1 | 0 / 1 |
| | Ectromelia virus | 0 / 1 | 0 / 1 | 0 / 1 | 0 / 1 | 0 / 1 | 0 / 1 | 0 / 1 | 0 / 1 | 0 / 1 | 0 / 1 |
| | LCM virus | 0 / 1 | 0 / 1 | 0 / 1 | 0 / 1 | 0 / 1 | 0 / 1 | 0 / 1 | 0 / 1 | 0 / 1 | 0 / 1 |
| | Mouse hepatitis virus | 0 / 1 | 0 / 1 | 0 / 1 | 0 / 1 | 0 / 1 | 0 / 1 | 0 / 1 | 0 / 1 | 0 / 1 | 0 / 1 |
| | <i>Mycoplasma pulmonis</i> | 0 / 1 | 0 / 1 | 0 / 1 | 0 / 1 | 0 / 1 | 0 / 1 | 0 / 1 | 0 / 1 | 0 / 1 | 0 / 1 |
| | Sendai virus | 0 / 1 | 0 / 1 | 0 / 1 | 0 / 1 | 0 / 1 | 0 / 1 | 0 / 1 | 0 / 1 | 0 / 1 | 0 / 1 |
| Microscopy | Ectoparasites | 0 / 1 | 0 / 1 | 0 / 1 | 0 / 1 | 0 / 1 | 0 / 1 | 0 / 1 | 0 / 1 | 0 / 1 | 0 / 1 |
| | Intestinal protozoa | 0 / 1 | 0 / 1 | 0 / 1 | 0 / 1 | 0 / 1 | 0 / 1 | 0 / 1 | 0 / 1 | 0 / 1 | 0 / 1 |
| | Pinworm | 0 / 1 | 0 / 1 | 0 / 1 | 0 / 1 | 0 / 1 | 0 / 1 | 0 / 1 | 0 / 1 | 0 / 1 | 0 / 1 |
| | Gross lesion | 0 / 1 | 0 / 1 | 0 / 1 | 0 / 1 | 0 / 1 | 0 / 1 | 0 / 1 | 0 / 1 | 0 / 1 | 0 / 1 |

ICLAS Monitoring Center
 Central Institute for Experimental Animals
 3-25-12 Tonomachi, Kawasaki-ku, Kawasaki 210-0821, JAPAN
 Tel. 81-44-201-8525 Fax. 81-44-201-8526


 Nobuhito Hayashimoto, D.V.M., Ph.D.

Facility: Immunology Frontier Research Center, Osaka University


HEALTH CERTIFICATE

Date: September 03, 2013

Examination No:13W682

| Pathogens | Animals | ICR | ICR | ICR | ICR | ICR | ICR | ICR | ICR | ICR | ICR |
|-------------|----------------------------------|-----------------|---------------------------|-----------------|-----------------|-----------------|-----------------|-----------------|-----------------|-----------------|-----------------|
| | | ♀ 14W C3-5-A | ♀ 14W C3-5-C C3-5-G | ♀ 14W C3-5-E | ♀ 14W C3-6-A | ♀ 14W C3-6-C | ♀ 14W C3-6-E | ♀ 14W C3-6-G | ♀ 14W C3-7-A | ♀ 14W C3-7-C | ♀ 14W C3-7-E |
| Cultivation | <i>Corynebacterium kutscheri</i> | 0 / 1 | 0 / 2 | 0 / 1 | 0 / 1 | 0 / 1 | 0 / 1 | 0 / 1 | 0 / 1 | 0 / 1 | 0 / 1 |
| | <i>Mycoplasma pulmonis</i> | 0 / 1 | 0 / 2 | 0 / 1 | 0 / 1 | 0 / 1 | 0 / 1 | 0 / 1 | 0 / 1 | 0 / 1 | 0 / 1 |
| | <i>Salmonella</i> spp. | 0 / 1 | 0 / 2 | 0 / 1 | 0 / 1 | 0 / 1 | 0 / 1 | 0 / 1 | 0 / 1 | 0 / 1 | 0 / 1 |
| Serology | <i>Clostridium piliforme</i> | 0 / 1 | 0 / 2 | 0 / 1 | 0 / 1 | 0 / 1 | 0 / 1 | 0 / 1 | 0 / 1 | 0 / 1 | 0 / 1 |
| | Ectromelia virus | 0 / 1 | 0 / 2 | 0 / 1 | 0 / 1 | 0 / 1 | 0 / 1 | 0 / 1 | 0 / 1 | 0 / 1 | 0 / 1 |
| | LCM virus | 0 / 1 | 0 / 2 | 0 / 1 | 0 / 1 | 0 / 1 | 0 / 1 | 0 / 1 | 0 / 1 | 0 / 1 | 0 / 1 |
| | Mouse hepatitis virus | 0 / 1 | 0 / 2 | 0 / 1 | 0 / 1 | 0 / 1 | 0 / 1 | 0 / 1 | 0 / 1 | 0 / 1 | 0 / 1 |
| | <i>Mycoplasma pulmonis</i> | 0 / 1 | 0 / 2 | 0 / 1 | 0 / 1 | 0 / 1 | 0 / 1 | 0 / 1 | 0 / 1 | 0 / 1 | 0 / 1 |
| | Sendai virus | 0 / 1 | 0 / 2 | 0 / 1 | 0 / 1 | 0 / 1 | 0 / 1 | 0 / 1 | 0 / 1 | 0 / 1 | 0 / 1 |
| | Ectoparasites | 0 / 1 | 0 / 2 | 0 / 1 | 0 / 1 | 0 / 1 | 0 / 1 | 0 / 1 | 0 / 1 | 0 / 1 | 0 / 1 |
| Microscopy | Intestinal protozoa | 0 / 1 | 0 / 2 | 0 / 1 | 0 / 1 | 0 / 1 | 0 / 1 | 0 / 1 | 0 / 1 | 0 / 1 | 0 / 1 |
| | Pinworm | 0 / 1 | 0 / 2 | 0 / 1 | 0 / 1 | 0 / 1 | 0 / 1 | 0 / 1 | 0 / 1 | 0 / 1 | 0 / 1 |
| | Gross lesion | 0 / 1 | 0 / 2 | 0 / 1 | 0 / 1 | 0 / 1 | 0 / 1 | 0 / 1 | 0 / 1 | 0 / 1 | 0 / 1 |

ICLAS Monitoring Center
 Central Institute for Experimental Animals
 3-25-12 Tonomachi, Kawasaki-ku, Kawasaki 210-0821, JAPAN
 Tel. 81-44-201-8525 Fax. 81-44-201-8526


 Nobuhito Hayashimoto, D.V.M., Ph.D.

Facility: Immunology Frontier Research Center, Osaka University

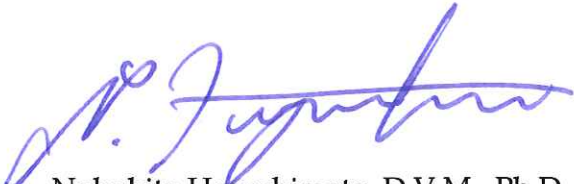
HEALTH CERTIFICATE

Date: September 03, 2013

Examination No:13W682

| Pathogens | | Animals | | ICR | | ICR | | ICR | | ICR | | ICR | | ICR | |
|-------------|----------------------------------|---------|--------|--------|--------|--------|--------|-----|-----|-----|-----|-----|-----|-----|-----|
| | | ♀ | 14W | ♀ | 14W | ♀ | 14W | ♀ | 14W | ♀ | 14W | ♀ | 14W | ♀ | 14W |
| | | C3-7-G | C3-8-A | C3-8-C | C3-8-E | C3-8-G | C3-8-I | | | | | | | | |
| Cultivation | <i>Corynebacterium kutscheri</i> | 0 / 1 | 0 / 1 | 0 / 1 | 0 / 1 | 0 / 1 | 0 / 1 | | | | | | | | |
| | <i>Mycoplasma pulmonis</i> | 0 / 1 | 0 / 1 | 0 / 1 | 0 / 1 | 0 / 1 | 0 / 1 | | | | | | | | |
| | <i>Salmonella</i> spp. | 0 / 1 | 0 / 1 | 0 / 1 | 0 / 1 | 0 / 1 | 0 / 1 | | | | | | | | |
| Serology | <i>Clostridium piliforme</i> | 0 / 1 | 0 / 1 | 0 / 1 | 0 / 1 | 0 / 1 | 0 / 1 | | | | | | | | |
| | Ectromelia virus | 0 / 1 | 0 / 1 | 0 / 1 | 0 / 1 | 0 / 1 | 0 / 1 | | | | | | | | |
| | LCM virus | 0 / 1 | 0 / 1 | 0 / 1 | 0 / 1 | 0 / 1 | 0 / 1 | | | | | | | | |
| | Mouse hepatitis virus | 0 / 1 | 0 / 1 | 0 / 1 | 0 / 1 | 0 / 1 | 0 / 1 | | | | | | | | |
| | <i>Mycoplasma pulmonis</i> | 0 / 1 | 0 / 1 | 0 / 1 | 0 / 1 | 0 / 1 | 0 / 1 | | | | | | | | |
| | Sendai virus | 0 / 1 | 0 / 1 | 0 / 1 | 0 / 1 | 0 / 1 | 0 / 1 | | | | | | | | |
| | Ectoparasites | 0 / 1 | 0 / 1 | 0 / 1 | 0 / 1 | 0 / 1 | 0 / 1 | | | | | | | | |
| Microscopy | Intestinal protozoa | 0 / 1 | 0 / 1 | 0 / 1 | 0 / 1 | 0 / 1 | 0 / 1 | | | | | | | | |
| | Pinworm | 0 / 1 | 0 / 1 | 0 / 1 | 0 / 1 | 0 / 1 | 0 / 1 | | | | | | | | |
| | Gross lesion | 0 / 1 | 0 / 1 | 0 / 1 | 0 / 1 | 0 / 1 | 0 / 1 | | | | | | | | |

ICLAS Monitoring Center
 Central Institute for Experimental Animals
 3-25-12 Tonomachi, Kawasaki-ku, Kawasaki 210-0821, JAPAN
 Tel. 81-44-201-8525 Fax. 81-44-201-8526


 Nobuhito Hayashimoto, D.V.M., Ph.D.