

HEALTH CERTIFICATE

Facility: Immunology Frontier Research Center, Osaka University

Date: March 06, 2012

Examination No:12J209

Animals Pathogens		ICR	ICR	ICR	ICR	ICR	ICR	ICR	ICR	ICR	ICR
		♀ 8W~ C3-1 A	♀ 8W~ C3-1 C	♀ 8W~ C3-1 E	♀ 8W~ C3-1 G	♀ 8W~ C3-2 A	♀ 8W~ C3-2 C	♀ 8W~ C3-2 E	♀ 8W~ C3-2 G	♀ 8W~ C3-3 A	♀ 8W~ C3-3 C
Cultivation	<i>Corynebacterium kutscheri</i>	0 / 1	0 / 1	0 / 1	0 / 1	0 / 1	0 / 1	0 / 1	0 / 1	0 / 1	0 / 1
	<i>Mycoplasma pulmonis</i>	0 / 1	0 / 1	0 / 1	0 / 1	0 / 1	0 / 1	0 / 1	0 / 1	0 / 1	0 / 1
	<i>Salmonella</i> spp.	0 / 1	0 / 1	0 / 1	0 / 1	0 / 1	0 / 1	0 / 1	0 / 1	0 / 1	0 / 1
Serology	<i>Clostridium piliforme</i>	0 / 1	0 / 1	0 / 1	0 / 1	0 / 1	0 / 1	0 / 1	0 / 1	0 / 1	0 / 1
	Ectromelia virus	0 / 1	0 / 1	0 / 1	0 / 1	0 / 1	0 / 1	0 / 1	0 / 1	0 / 1	0 / 1
	LCM virus	0 / 1	0 / 1	0 / 1	0 / 1	0 / 1	0 / 1	0 / 1	0 / 1	0 / 1	0 / 1
	Mouse hepatitis virus	0 / 1	0 / 1	0 / 1	0 / 1	0 / 1	0 / 1	0 / 1	0 / 1	0 / 1	0 / 1
	<i>Mycoplasma pulmonis</i>	0 / 1	0 / 1	0 / 1	0 / 1	0 / 1	0 / 1	0 / 1	0 / 1	0 / 1	0 / 1
	Sendai virus	0 / 1	0 / 1	0 / 1	0 / 1	0 / 1	0 / 1	0 / 1	0 / 1	0 / 1	0 / 1
	Ectoparasites	0 / 1	0 / 1	0 / 1	0 / 1	0 / 1	0 / 1	0 / 1	0 / 1	0 / 1	0 / 1
Microscopy	Intestinal protozoa	0 / 1	0 / 1	0 / 1	0 / 1	0 / 1	0 / 1	0 / 1	0 / 1	0 / 1	0 / 1
	Pinworm	0 / 1	0 / 1	0 / 1	0 / 1	0 / 1	0 / 1	0 / 1	0 / 1	0 / 1	0 / 1
	Gross lesion	0 / 1	0 / 1	0 / 1	0 / 1	0 / 1	0 / 1	0 / 1	0 / 1	0 / 1	0 / 1

ICLAS Monitoring Center
 Central Institute for Experimental Animals
 1430 Nogawa, Miyamae, Kawasaki 216-0001, JAPAN
 Tel. 81-44-754-4477 Fax. 81-44-754-4476



Nobuhito Hayashimoto, D.V.M., Ph.D.

Facility: Immunology Frontier Research Center, Osaka University


Date: March 06, 2012

Examination No:12J209

HEALTH CERTIFICATE

Animals Pathogens		ICR	ICR	ICR	ICR	ICR	ICR	ICR	ICR	ICR
		♀ 8W~ C3-3 E	♀ 8W~ C3-3 G	♀ 8W~ C3-4 A	♀ 8W~ C3-4 C	♀ 8W~ C3-4 E	♀ 8W~ C3-4 G	♀ 8W~ C3-5 A	♀ 8W~ C3-5 C	♀ 8W~ C3-5 E
Cultivation	<i>Corynebacterium kutscheri</i>	0 / 1	0 / 1	0 / 1	0 / 1	0 / 1	0 / 1	0 / 1	0 / 1	0 / 1
	<i>Mycoplasma pulmonis</i>	0 / 1	0 / 1	0 / 1	0 / 1	0 / 1	0 / 1	0 / 1	0 / 1	0 / 1
	<i>Salmonella</i> spp.	0 / 1	0 / 1	0 / 1	0 / 1	0 / 1	0 / 1	0 / 1	0 / 1	0 / 1
Serology	<i>Clostridium piliforme</i>	0 / 1	0 / 1	0 / 1	0 / 1	0 / 1	0 / 1	0 / 1	0 / 1	0 / 1
	Ectromelia virus	0 / 1	0 / 1	0 / 1	0 / 1	0 / 1	0 / 1	0 / 1	0 / 1	0 / 1
	LCM virus	0 / 1	0 / 1	0 / 1	0 / 1	0 / 1	0 / 1	0 / 1	0 / 1	0 / 1
	Mouse hepatitis virus	0 / 1	0 / 1	0 / 1	0 / 1	0 / 1	0 / 1	0 / 1	0 / 1	0 / 1
	<i>Mycoplasma pulmonis</i>	0 / 1	0 / 1	0 / 1	0 / 1	0 / 1	0 / 1	0 / 1	0 / 1	0 / 1
	Sendai virus	0 / 1	0 / 1	0 / 1	0 / 1	0 / 1	0 / 1	0 / 1	0 / 1	0 / 1
Microscopy	Ectoparasites	0 / 1	0 / 1	0 / 1	0 / 1	0 / 1	0 / 1	0 / 1	0 / 1	0 / 1
	Intestinal protozoa	0 / 1	0 / 1	0 / 1	0 / 1	0 / 1	0 / 1	0 / 1	0 / 1	0 / 1
	Pinworm	0 / 1	0 / 1	0 / 1	0 / 1	0 / 1	0 / 1	0 / 1	0 / 1	0 / 1
	Gross lesion	0 / 1	0 / 1	0 / 1	0 / 1	0 / 1	0 / 1	0 / 1	0 / 1	0 / 1

ICLAS Monitoring Center
 Central Institute for Experimental Animals
 1430 Nogawa, Miyamae, Kawasaki 216-0001, JAPAN
 Tel. 81-44-754-4477 Fax. 81-44-754-4476



Nobuhito Hayashimoto, D.V.M., Ph.D.

Facility: Immunology Frontier Research Center, Osaka University


Date: March 06, 2012

Examination No:12J209

HEALTH CERTIFICATE

Animals Pathogens		ICR	ICR	ICR	ICR	ICR	ICR	ICR	ICR	ICR
		♀ 8W~ C3-6 A	♀ 8W~ C3-6 C	♀ 8W~ C3-6 E	♀ 8W~ C3-6 G	♀ 8W~ C3-7 A	♀ 8W~ C3-7 C	♀ 8W~ C3-7 E	♀ 8W~ C3-7 G	♀ 8W~ C3-8 A
Cultivation	<i>Corynebacterium kutscheri</i>	0 / 1	0 / 1	0 / 1	0 / 1	0 / 1	0 / 1	0 / 1	0 / 1	0 / 1
	<i>Mycoplasma pulmonis</i>	0 / 1	0 / 1	0 / 1	0 / 1	0 / 1	0 / 1	0 / 1	0 / 1	0 / 1
	<i>Salmonella</i> spp.	0 / 1	0 / 1	0 / 1	0 / 1	0 / 1	0 / 1	0 / 1	0 / 1	0 / 1
Serology	<i>Clostridium piliforme</i>	0 / 1	0 / 1	0 / 1	0 / 1	0 / 1	0 / 1	0 / 1	0 / 1	0 / 1
	Ectromelia virus	0 / 1	0 / 1	0 / 1	0 / 1	0 / 1	0 / 1	0 / 1	0 / 1	0 / 1
	LCM virus	0 / 1	0 / 1	0 / 1	0 / 1	0 / 1	0 / 1	0 / 1	0 / 1	0 / 1
	Mouse hepatitis virus	0 / 1	0 / 1	0 / 1	0 / 1	0 / 1	0 / 1	0 / 1	0 / 1	0 / 1
	<i>Mycoplasma pulmonis</i>	0 / 1	0 / 1	0 / 1	0 / 1	0 / 1	0 / 1	0 / 1	0 / 1	0 / 1
	Sendai virus	0 / 1	0 / 1	0 / 1	0 / 1	0 / 1	0 / 1	0 / 1	0 / 1	0 / 1
	Ectoparasites	0 / 1	0 / 1	0 / 1	0 / 1	0 / 1	0 / 1	0 / 1	0 / 1	0 / 1
Microscopy	Intestinal protozoa	0 / 1	0 / 1	0 / 1	0 / 1	0 / 1	0 / 1	0 / 1	0 / 1	0 / 1
	Pinworm	0 / 1	0 / 1	0 / 1	0 / 1	0 / 1	0 / 1	0 / 1	0 / 1	0 / 1
	Gross lesion	0 / 1	0 / 1	0 / 1	0 / 1	0 / 1	0 / 1	0 / 1	0 / 1	0 / 1

ICLAS Monitoring Center
 Central Institute for Experimental Animals
 1430 Nogawa, Miyamae, Kawasaki 216-0001, JAPAN
 Tel. 81-44-754-4477 Fax. 81-44-754-4476


 Nobuhito Hayashimoto, D.V.M., Ph.D.

HEALTH CERTIFICATE


Facility: Immunology Frontier Research Center, Osaka University

Date: March 06, 2012

Examination No:12J209

Pathogens	Animals	ICR		ICR							
		♀ C3-8 E	♂ 8W~	♀ C3-8 G	♂ 8W~						
Cultivation	<i>Corynebacterium kutscheri</i>	0 / 1		0 / 1		0 / 1					
	<i>Mycoplasma pulmonis</i>	0 / 1		0 / 1		0 / 1					
	<i>Salmonella</i> spp.	0 / 1		0 / 1		0 / 1					
Serology	<i>Clostridium piliforme</i>	0 / 1		0 / 1		0 / 1					
	Ectromelia virus	0 / 1		0 / 1		0 / 1					
	LCM virus	0 / 1		0 / 1		0 / 1					
	Mouse hepatitis virus	0 / 1		0 / 1		0 / 1					
	<i>Mycoplasma pulmonis</i>	0 / 1		0 / 1		0 / 1					
	Sendai virus	0 / 1		0 / 1		0 / 1					
Microscopy	Ectoparasites	0 / 1		0 / 1		0 / 1					
	Intestinal protozoa	0 / 1		0 / 1		0 / 1					
	Pinworm	0 / 1		0 / 1		0 / 1					
Gross lesion		0 / 1		0 / 1		0 / 1					

ICLAS Monitoring Center
 Central Institute for Experimental Animals
 1430 Nogawa, Miyamae, Kawasaki 216-0001, JAPAN
 Tel. 81-44-754-4477 Fax. 81-44-754-4476


 Nobuhito Hayashimoto, D.V.M., Ph.D.