


HEALTH CERTIFICATE

Date: September 11, 2018

Examination No:18P196

Pathogens		Animals									
		ICR ♀ 12W C3-0-A	ICR ♀ 12W C3-0-C	ICR ♀ 12W C3-0-E	ICR ♀ 12W C3-0-G	ICR ♀ 12W C3-1-A	ICR ♀ 12W C3-1-C	ICR ♀ 12W C3-1-E	ICR ♀ 12W C3-1-G	ICR ♀ 12W C3-2-A	ICR ♀ 12W C3-2-C
Cultivation	<i>Corynebacterium kutscheri</i>	0 / 1	0 / 1	0 / 1	0 / 1	0 / 1	0 / 1	0 / 1	0 / 1	0 / 1	0 / 1
	<i>Mycoplasma pulmonis</i>	0 / 1	0 / 1	0 / 1	0 / 1	0 / 1	0 / 1	0 / 1	0 / 1	0 / 1	0 / 1
	<i>Salmonella</i> spp.	0 / 1	0 / 1	0 / 1	0 / 1	0 / 1	0 / 1	0 / 1	0 / 1	0 / 1	0 / 1
Serology	<i>Clostridium piliforme</i>	0 / 1	0 / 1	0 / 1	0 / 1	0 / 1	0 / 1	0 / 1	0 / 1	0 / 1	0 / 1
	Ectromelia virus	0 / 1	0 / 1	0 / 1	0 / 1	0 / 1	0 / 1	0 / 1	0 / 1	0 / 1	0 / 1
	LCM virus	0 / 1	0 / 1	0 / 1	0 / 1	0 / 1	0 / 1	0 / 1	0 / 1	0 / 1	0 / 1
	Mouse hepatitis virus	0 / 1	0 / 1	0 / 1	0 / 1	0 / 1	0 / 1	0 / 1	0 / 1	0 / 1	0 / 1
	<i>Mycoplasma pulmonis</i>	0 / 1	0 / 1	0 / 1	0 / 1	0 / 1	0 / 1	0 / 1	0 / 1	0 / 1	0 / 1
	Sendai virus	0 / 1	0 / 1	0 / 1	0 / 1	0 / 1	0 / 1	0 / 1	0 / 1	0 / 1	0 / 1
	Ectoparasites	0 / 1	0 / 1	0 / 1	0 / 1	0 / 1	0 / 1	0 / 1	0 / 1	0 / 1	0 / 1
Microscopy	Intestinal protozoa	0 / 1	0 / 1	0 / 1	0 / 1	0 / 1	0 / 1	0 / 1	0 / 1	0 / 1	0 / 1
	Pinworm	0 / 1	0 / 1	0 / 1	0 / 1	0 / 1	0 / 1	0 / 1	0 / 1	0 / 1	0 / 1
	Gross lesion	0 / 1	0 / 1	0 / 1	0 / 1	0 / 1	0 / 1	0 / 1	0 / 1	0 / 1	0 / 1

ICLAS Monitoring Center
 Central Institute for Experimental Animals
 3-25-12 Tonomachi, Kawasaki-ku, Kawasaki 210-0821, JAPAN
 Tel. 81-44-201-8525 Fax. 81-44-201-8526



Nobuhito Hayashimoto, D.V.M., Ph.D., DJCLAM, MBA


HEALTH CERTIFICATE

Date: September 11, 2018

Examination No:18P196

Animals Pathogens		ICR		ICR		ICR		ICR		ICR		ICR	
		♀	12W	♀	12W	♀	12W	♀	12W	♀	12W	♀	12W
		C3-2-E		C3-2-G		C3-3-A		C3-3-C		C3-3-E		C3-3-G	
Cultivation	<i>Corynebacterium kutscheri</i>	0	1	0	1	0	1	0	1	0	1	0	1
	<i>Mycoplasma pulmonis</i>	0	1	0	1	0	1	0	1	0	1	0	1
	<i>Salmonella</i> spp.	0	1	0	1	0	1	0	1	0	1	0	1
Serology	<i>Clostridium piliforme</i>	0	1	0	1	0	1	0	1	0	1	0	1
	Ectromelia virus	0	1	0	1	0	1	0	1	0	1	0	1
	LCM virus	0	1	0	1	0	1	0	1	0	1	0	1
	Mouse hepatitis virus	0	1	0	1	0	1	0	1	0	1	0	1
	<i>Mycoplasma pulmonis</i>	0	1	0	1	0	1	0	1	0	1	0	1
	Sendai virus	0	1	0	1	0	1	0	1	0	1	0	1
	Ectoparasites	0	1	0	1	0	1	0	1	0	1	0	1
Microscopy	Intestinal protozoa	0	1	0	1	0	1	0	1	0	1	0	1
	Pinworm	0	1	0	1	0	1	0	1	0	1	0	1
	Gross lesion	0	1	0	1	0	1	0	1	0	1	0	1

ICLAS Monitoring Center
 Central Institute for Experimental Animals
 3-25-12 Tonomachi, Kawasaki-ku, Kawasaki 210-0821, JAPAN
 Tel. 81-44-201-8525 Fax. 81-44-201-8526



Nobuhito Hayashimoto, D.V.M., Ph.D., DJCLAM, MBA


HEALTH CERTIFICATE

Date: September 11, 2018

Examination No:18P196

Animals Pathogens		ICR		ICR		ICR		ICR		ICR		ICR								
		♀	12W	♀	12W	♀	12W	♀	12W	♀	12W	♀	12W	♀	12W					
		C3-5-A		C3-5-C		C3-5-E		C3-5-G		C3-6-A		C3-6-C		C3-6-E		C3-6-G		C3-7-A		C3-7-C
Cultivation	<i>Corynebacterium kutscheri</i>	0 / 1		0 / 1		0 / 1		0 / 1		0 / 1		0 / 1		0 / 1		0 / 1		0 / 1		0 / 1
	<i>Mycoplasma pulmonis</i>	0 / 1		0 / 1		0 / 1		0 / 1		0 / 1		0 / 1		0 / 1		0 / 1		0 / 1		0 / 1
	<i>Salmonella</i> spp.	0 / 1		0 / 1		0 / 1		0 / 1		0 / 1		0 / 1		0 / 1		0 / 1		0 / 1		0 / 1
Serology	<i>Clostridium piliforme</i>	0 / 1		0 / 1		0 / 1		0 / 1		0 / 1		0 / 1		0 / 1		0 / 1		0 / 1		0 / 1
	Ectromelia virus	0 / 1		0 / 1		0 / 1		0 / 1		0 / 1		0 / 1		0 / 1		0 / 1		0 / 1		0 / 1
	LCM virus	0 / 1		0 / 1		0 / 1		0 / 1		0 / 1		0 / 1		0 / 1		0 / 1		0 / 1		0 / 1
	Mouse hepatitis virus	0 / 1		0 / 1		0 / 1		0 / 1		0 / 1		0 / 1		0 / 1		0 / 1		0 / 1		0 / 1
	<i>Mycoplasma pulmonis</i>	0 / 1		0 / 1		0 / 1		0 / 1		0 / 1		0 / 1		0 / 1		0 / 1		0 / 1		0 / 1
	Sendai virus	0 / 1		0 / 1		0 / 1		0 / 1		0 / 1		0 / 1		0 / 1		0 / 1		0 / 1		0 / 1
Microscopy	Ectoparasites	0 / 1		0 / 1		0 / 1		0 / 1		0 / 1		0 / 1		0 / 1		0 / 1		0 / 1		0 / 1
	Intestinal protozoa	0 / 1		0 / 1		0 / 1		0 / 1		0 / 1		0 / 1		0 / 1		0 / 1		0 / 1		0 / 1
	Pinworm	0 / 1		0 / 1		0 / 1		0 / 1		0 / 1		0 / 1		0 / 1		0 / 1		0 / 1		0 / 1
	Gross lesion	0 / 1		0 / 1		0 / 1		0 / 1		0 / 1		0 / 1		0 / 1		0 / 1		0 / 1		0 / 1

ICLAS Monitoring Center
 Central Institute for Experimental Animals
 3-25-12 Tonomachi, Kawasaki-ku, Kawasaki 210-0821, JAPAN
 Tel. 81-44-201-8525 Fax. 81-44-201-8526


 Nobuhito Hayashimoto, D.V.M., Ph.D., DJCLAM, MBA


HEALTH CERTIFICATE

Date: September 11, 2018

Examination No:18P196

Animals Pathogens		ICR		ICR		ICR		ICR		ICR		ICR					
		♀	12W	♀	12W	♀	12W	♀	12W	♀	12W	♀	12W				
		C3-7-E		C3-7-G		C3-8-A		C3-8-C		C3-8-E		C3-8-G		C3-10-A		C3-10-C	
Cultivation	<i>Corynebacterium kutscheri</i>	0	/	1	0	/	1	0	/	1	0	/	1	0	/	1	
	<i>Mycoplasma pulmonis</i>	0	/	1	0	/	1	0	/	1	0	/	1	0	/	1	
	<i>Salmonella</i> spp.	0	/	1	0	/	1	0	/	1	0	/	1	0	/	1	
Serology	<i>Clostridium piliforme</i>	0	/	1	0	/	1	0	/	1	0	/	1	0	/	1	
	Ectromelia virus	0	/	1	0	/	1	0	/	1	0	/	1	0	/	1	
	LCM virus	0	/	1	0	/	1	0	/	1	0	/	1	0	/	1	
	Mouse hepatitis virus	0	/	1	0	/	1	0	/	1	0	/	1	0	/	1	
	<i>Mycoplasma pulmonis</i>	0	/	1	0	/	1	0	/	1	0	/	1	0	/	1	
	Sendai virus	0	/	1	0	/	1	0	/	1	0	/	1	0	/	1	
Microscopy	Ectoparasites	0	/	1	0	/	1	0	/	1	0	/	1	0	/	1	
	Intestinal protozoa	0	/	1	0	/	1	0	/	1	0	/	1	0	/	1	
	Pinworm	0	/	1	0	/	1	0	/	1	0	/	1	0	/	1	
	Gross lesion	0	/	1	0	/	1	0	/	1	0	/	1	0	/	1	

ICLAS Monitoring Center
 Central Institute for Experimental Animals
 3-25-12 Tonomachi, Kawasaki-ku, Kawasaki 210-0821, JAPAN
 Tel. 81-44-201-8525 Fax. 81-44-201-8526


 Nobuhito Hayashimoto, D.V.M., Ph.D., DJCLAM, MBA